



The **WALT DISNEY** Company





The WALT DISNEY Company

January 16, 2015

Dear Fellow Shareholder,

I am pleased to invite you to our 2015 Annual Meeting of shareholders, which will be held on Thursday, March 12, 2015, at 10 a.m. at the Palace of Fine Arts Theatre in San Francisco, California.

At the meeting, we will be electing 10 members of our Board of Directors. We will also be considering ratification of the selection of PricewaterhouseCoopers LLP as our independent registered public accountants, an advisory vote to approve executive compensation and two shareholder proposals.

You may vote your shares using the Internet or the telephone by following the instructions on page 63 of the proxy statement. Of course, you may also vote by returning a proxy card or voting instruction form if you received a paper copy of this proxy statement.

If you wish to attend the meeting in person, you will need to obtain an admission ticket in advance. You can obtain a ticket by following the instructions on page 64 of the proxy statement. If you cannot attend the meeting, you can still listen to the meeting, which will be webcast and available on our Investor Relations website.

Thank you very much for your continued interest in The Walt Disney Company.

Sincerely,

A handwritten signature in black ink that reads "Robert A. Iger". The signature is fluid and cursive, with a long, sweeping underline.

Robert A. Iger
Chairman and Chief Executive Officer



The Walt Disney Company Notice of 2015 Annual Meeting

The 2015 Annual Meeting of shareholders of The Walt Disney Company will be held:

Thursday, March 12, 2015

10:00 a.m. Local Time

Palace of Fine Arts Theatre

3301 Lyon Street

San Francisco, California 94123

The items of business are:

1. Election of the ten nominees named in the proxy statement as Directors, each for a term of one year.
2. Ratification of the appointment of PricewaterhouseCoopers LLP as the Company's independent registered public accountants for fiscal 2015.
3. Consideration of an advisory vote to approve executive compensation.
4. Consideration of up to two shareholder proposals, if presented.

Shareholders of record of Disney common stock (NYSE: DIS) at the close of business on January 12, 2015, are entitled to vote at the meeting and any postponements or adjournments of the meeting. A list of these shareholders is available at the offices of the Company in Burbank, California.

January 16, 2015
Burbank, California

Alan N. Braverman

Senior Executive Vice President,
General Counsel and Secretary

Important Notice Regarding the Availability of Proxy Materials for the Shareholder Meeting to be Held on March 12, 2015

The proxy statement and annual report to shareholders and the means to vote by Internet are available at www.ProxyVote.com.

Your Vote is Important

Please vote as promptly as possible by using the Internet or telephone or by signing, dating and returning the Proxy Card mailed to those who receive paper copies of this proxy statement.

Table of Contents

Proxy Summary	1
Corporate Governance and Board Matters	9
Governing Documents.....	9
The Board of Directors.....	9
Board Leadership.....	9
Committees.....	10
The Board’s Role in Risk Oversight.....	11
Director Selection Process.....	12
Director Independence.....	13
Certain Relationships and Related Person Transactions.....	14
Shareholder Communications.....	15
Director Compensation	16
Executive Compensation	19
Compensation Discussion and Analysis.....	19
<i>Executive Compensation Program Structure</i>	19
<i>2014 Compensation Decisions</i>	29
<i>Compensation Committee Report</i>	35
Compensation Tables.....	36
Audit-Related Matters	51
Audit Committee Report.....	51
Policy for Approval of Audit and Permitted Non-audit Services.....	52
Auditor Fees and Services.....	52
Items to Be Voted On	53
Election of Directors.....	53
Ratification of Appointment of Independent Registered Public Accountants.....	57
Advisory Vote on Executive Compensation.....	58
Shareholder Proposals.....	58
Other Matters.....	62
Information About Voting and the Meeting	63
Shares Outstanding.....	63
Voting.....	63
Attendance at the Meeting.....	64
Other Information	65
Stock Ownership.....	65
Section 16(a) Beneficial Ownership Reporting Compliance.....	66
Electronic Availability of Proxy Statement and Annual Report.....	66
Mailings to Multiple Shareholders at the Same Address.....	66
Proxy Solicitation Costs.....	67
Annex A — Reconciliation of Non-GAAP Measures	A-1

The Walt Disney Company (500 South Buena Vista Street, Burbank, California 91521) is providing you with this proxy statement relating to its 2015 Annual Meeting of shareholders. We began mailing a notice on January 16, 2015 containing instructions on how to access this proxy statement and our annual report online, and we also began mailing a full set of the proxy materials to shareholders who had previously requested delivery of the materials in paper copy. References to “the Company” or “Disney” in this Proxy Statement refer to The Walt Disney Company and its consolidated subsidiaries.



Proxy Summary

Proposals to be Voted On

The following proposals will be voted on at the Annual Meeting of shareholders.

	For More Information	Board Recommendation
Proposal 1: Election of ten directors Susan E. Arnold John S. Chen Jack Dorsey Robert A. Iger Fred H. Langhammer Aylwin B. Lewis Monica C. Lozano Robert W. Matschullat Sheryl K. Sandberg Orin C. Smith	Pages 53 to 57	✓ For Each Nominee
Proposal 2: Ratification of appointment of independent registered public accountants	Page 57	✓ For
Proposal 3: Advisory vote on executive compensation	Page 58	✓ For
Proposal 4: Shareholder proposal on independent board chairman	Pages 58 to 60	✗ Against
Proposal 5: Shareholder proposal on acceleration of equity awards	Pages 60 to 62	✗ Against

You may cast your vote in any of the following ways:



Internet

Visit www.ProxyVote.com. You will need the 16-digit number included in your proxy card, voter instruction form or notice.



You can scan this QR code to vote with your mobile phone. You will need the 16-digit number included in your proxy card, voter instruction form or notice.



Phone

Call 1-800-690-6903 or the number on your voter instruction form. You will need the 16-digit number included in your proxy card, voter instruction form or notice.



Mail

Send your completed and signed proxy card or voter instruction form to the address on your proxy card or voter instruction form.



In Person

See below regarding Attendance at the Meeting.

Attendance at the Meeting

If you plan to attend the meeting, you must be a shareholder on the record date and obtain an admission ticket in advance following the instructions set forth on page 64 of this proxy statement. Tickets will be available to registered and beneficial owners and to one guest accompanying each registered or beneficial owner.

Requests for admission tickets will be processed in the order in which they are received and must be requested no later than March 5, 2015. Please note that seating

is limited and requests for tickets will be accepted on a first-come, first-served basis. On the day of the meeting, each shareholder will be required to present valid picture identification such as a driver's license or passport with their admission ticket. Seating will begin at 9:00 a.m. and the meeting will begin at 10:00 a.m. Cameras (including cell phones with photographic capabilities), recording devices and other electronic devices will not be permitted at the meeting. You will be required to enter through a security check point before being granted access to the meeting.



Proxy Summary

This summary provides highlights of certain information in this proxy statement. As it is only a summary, please review the complete proxy statement and 2014 annual report before you vote.

Disney's extraordinary performance in fiscal 2014 continues our long track record of creating sustainable value for our shareholders. Executive compensation in fiscal 2014 reflected this extraordinary performance, while annual fluctuations in executive compensation over recent years demonstrate the rigor of our pay-for-performance approach.

Fiscal 2014 Performance

Strong financial performance across all segments drove exceptional shareholder returns in fiscal 2014.

Driven by strong results across all segments, Disney delivered exceptional performance in fiscal 2014, representing the strongest year-over-year growth in operating income and earnings per share since fiscal 2007, the year after we acquired Pixar.

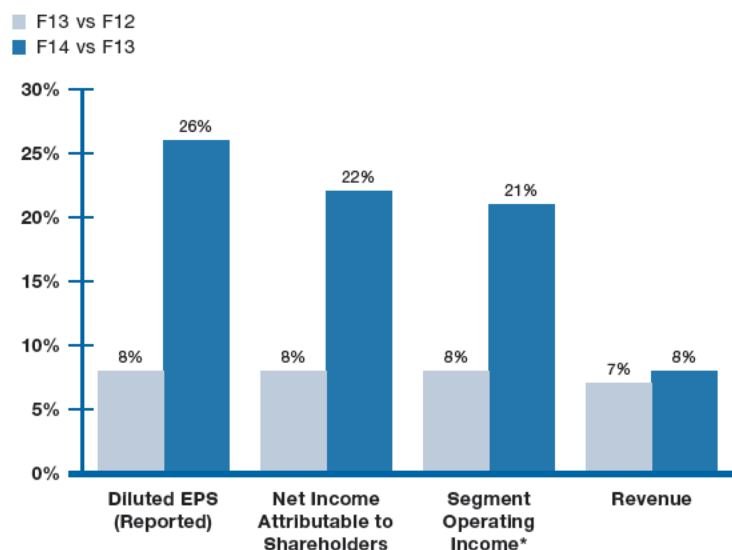
This performance was especially notable as it built on record revenue, net income and earnings per share in the preceding three years, extending the Company's track record of creating value for our shareholders.

In fiscal 2014, on a year-over-year basis:

- Earnings per share (EPS) grew 26%
- Net income grew 22%
- Segment operating income grew 21%*
- Revenue grew 8%

In three of the four key operating and financial metrics, the year-over-year growth rate was more than 2.5 times last year's growth rate.

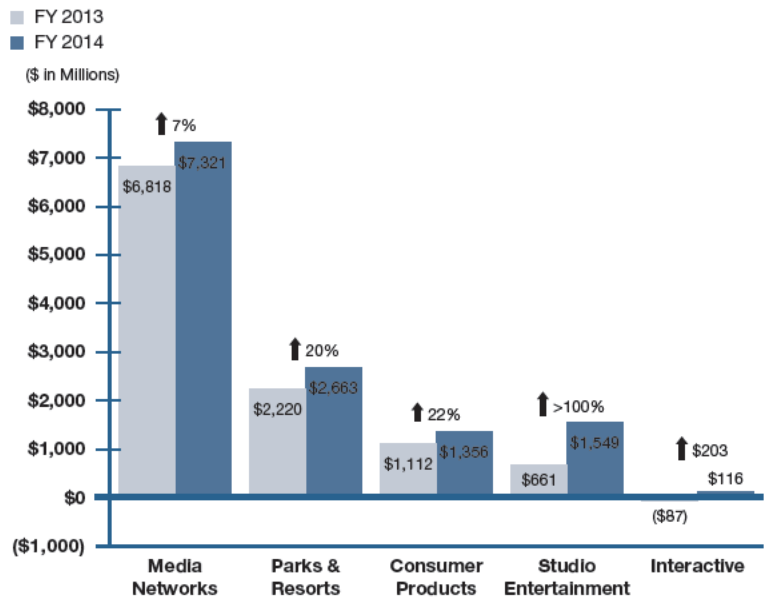
Growth Rate



*For a reconciliation of segment operating income to net income, see Annex A.

In fiscal 2014, we delivered growth in operating income across all segments, with the Interactive segment achieving annual profitability for the first time.

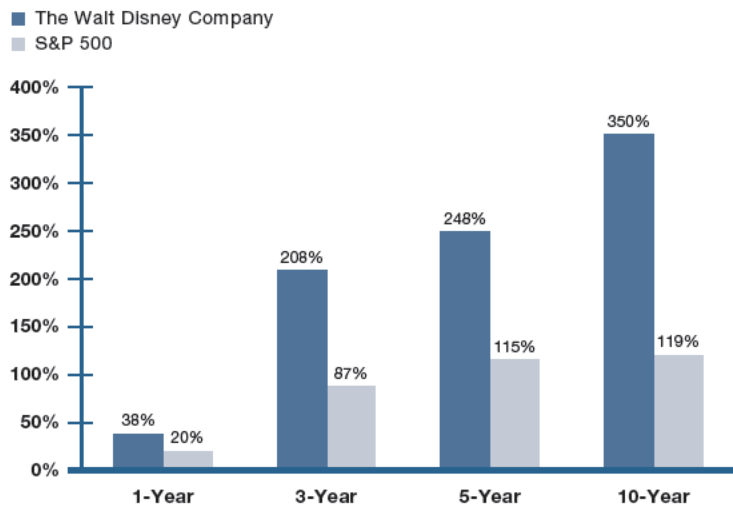
Operating Income by Segment



This performance helped drive strong total shareholder returns (TSR) in fiscal 2014 relative to the TSR of the S&P 500. Additionally, the Company has dramatically outperformed the S&P 500 for the one-, three-, five- and ten-year periods ending in fiscal 2014.

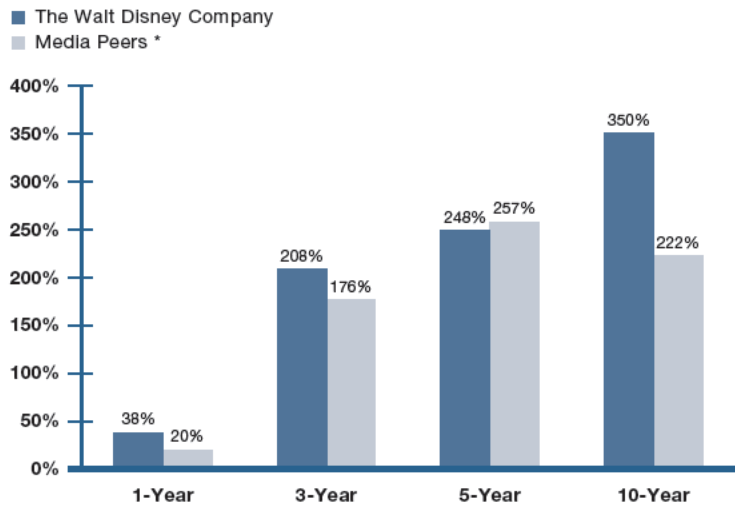
Disney's total shareholder returns have outstripped both the S&P 500 and media peers in 2014 and over extended periods.

1-, 3-, 5- and 10-Year TSR, DIS vs. S&P 500



We also significantly outperformed our Media Peers (used for contractual benchmarking purposes as described on pages 19 to 20), for the one-, three- and ten-year periods. Our TSR performance for the five-year period fell slightly short of our Media Peers' primarily due to the relatively strong performance of our stock during the financial crisis. During fiscal 2008 and 2009, our stock declined only 21% compared to an average decline of 38% for the other companies in the group. As a result, Disney's stock began the five-year performance period at a higher level relative to the other companies. When evaluated over 10 years, our TSR of 350% vastly outperformed the Media Peers TSR of 222%.

1-, 3-, 5- and 10-Year TSR, DIS vs. Media Peers



*Market cap-weighted TSR for The Walt Disney Company, CBS, Twenty-First Century Fox, Time Warner, Viacom, and Comcast

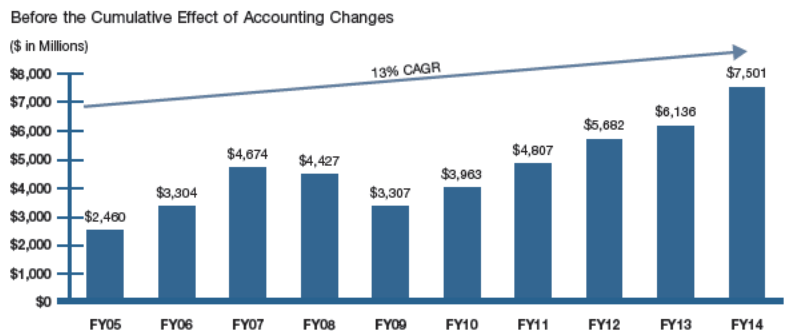
Extension of Mr. Iger's Tenure

In light of Mr. Iger's exceptional leadership, the Board asked him to extend his tenure as Chairman and Chief Executive Officer for an additional two years.

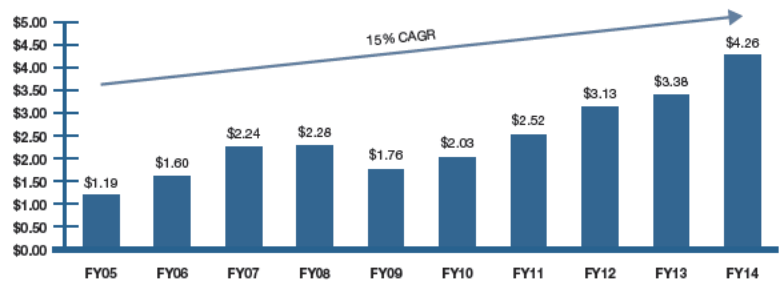
Over the course of his tenure as Chief Executive Officer, Mr. Iger has driven spectacular financial performance and created significant shareholder value, with Disney's market capitalization increasing 229% from \$45.8 billion when Mr. Iger became Chief Executive Officer in October 2005 to \$150.5 billion at the end of fiscal 2014. Since fiscal 2005, Disney has achieved exceptional financial performance highlighted by:

- 13% compounded annual growth (CAGR) in income from continuing operations
- 15% CAGR in diluted EPS
- 317% increase in total shareholder returns, which represents significant outperformance relative to the S&P 500 and media peers, which achieved 95% and 198% respectively, over this period

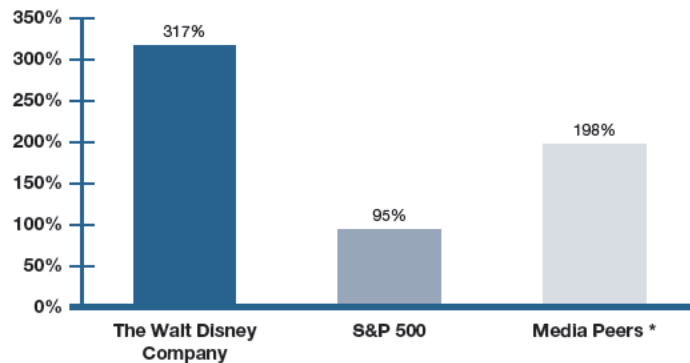
Income from Continuing Operations Attributable to Disney



Diluted EPS (Reported)



TSR from Sept. 30, 2005 - Sept. 26, 2014



*Market cap-weighted TSR for The Walt Disney Company, CBS, Twenty-First Century Fox, Time Warner, Viacom, and Comcast

During 2014, the Board initiated discussions with Mr. Iger to explore extending his tenure as Chairman and Chief Executive Officer, with particular focus on two key initiatives, Shanghai Disney Resort and Lucasfilm. The Board believed Mr. Iger's continued leadership would be uniquely valuable through both the first several years of operation of the Shanghai Disney Resort and the Company's launch of the Star Wars franchise through the development of *Star Wars: The Force Awakens* and the subsequent sequels and standalone films. The Board's decision to explore this extension was strongly supported by the confidence Disney's shareholders have expressed in Mr. Iger's leadership and his track record of performance.

The Board was pleased to announce in October that they reached an agreement with Mr. Iger to secure his leadership as Chairman and CEO through June 2018.

To provide an incentive for Mr. Iger to agree to a contract extension and to stay through the end of the extended term, the Board offered Mr. Iger the opportunity to earn a performance-based retention award aligned with growth in operating income. The award will only be earned if a targeted level of cumulative adjusted operating income from fiscal 2014 through fiscal 2018 is achieved. The Board believes the growth in operating income represented by the targeted level will benefit shareholders through meaningful growth in shareholder value. The details of this incentive are set out on page 29 of this proxy statement.

Compensation Structure and Philosophy

The Compensation Committee has structured compensation so that over 90% of the CEO's target compensation is contingent on the Company's financial results and the performance of Disney stock.

We summarize the Committee's compensation philosophy and address Mr. Iger's compensation below. We provide a more detailed explanation of our compensation program, Mr. Iger's compensation and the compensation of other named executive officers in the Compensation Discussion and Analysis beginning on page 19.

The Compensation Committee firmly believes in pay-for-performance. Over 90% of Mr. Iger's target annual total direct compensation (and approximately 80% of the target total direct compensation of other named executive officers) depends on the Company's financial results and the performance of Disney stock.

Base salary is the only fixed element of Mr. Iger's compensation. Substantially all other annual compensation breaks into two performance-based categories:

- A performance-based annual cash bonus opportunity that is:
 - (a) 70% dependent on achievement of performance against four financial measures (segment operating income, diluted EPS, after-tax free cash flow and return on invested capital), all of which the Committee believes drive long-term shareholder value creation; and
 - (b) 30% dependent on the Compensation Committee's assessment of individual contributions toward achievement of pre-defined qualitative goals tied to the Company's strategic priorities.
- An annual equity award, which for the Chief Executive Officer is comprised of 50% options and 50% performance-based units. The realized option value depends on the performance of Disney stock and the realized performance-unit value depends on three-year achievement of relative TSR and EPS performance.

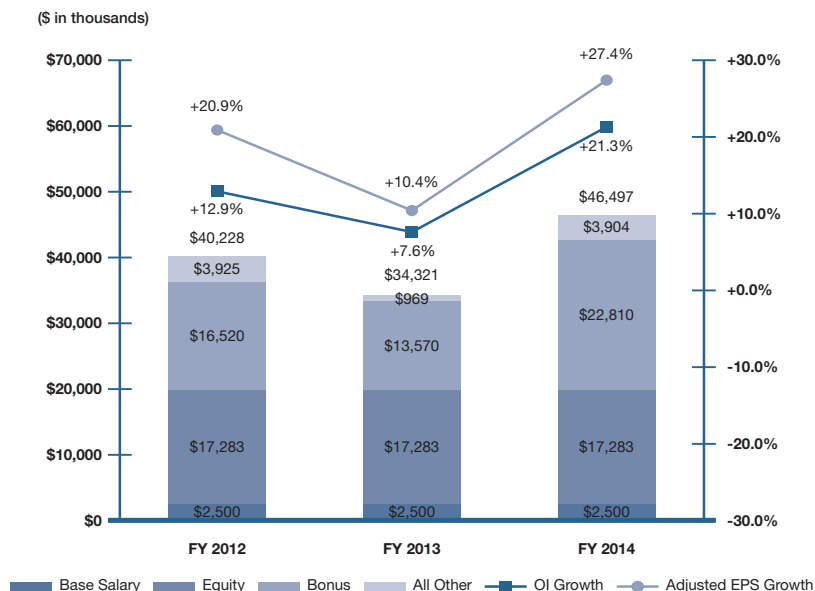
Fiscal 2014 Chief Executive Officer Compensation

The rigor of the Committee's pay-for-performance philosophy is demonstrated in fluctuations in compensation over the last three years.

The Committee's pay-for-performance compensation program, and its sensitivity to varying levels of financial performance, is reflected in the fluctuations in Mr. Iger's compensation over the last three years. Each year, the Compensation Committee sets the financial performance ranges and determines the qualitative performance that factors into the annual bonus. In fiscal 2013, although the Company achieved growth in diluted earnings per share, net income and segment operating income, those strong results did not over-index against the established performance ranges to the same degree as they did in fiscal 2012, leading to a year-to-year reduction in compensation. In fiscal 2014, the opposite occurred as the Company substantially overperformed against the ranges established by the Committee, leading to meaningful year-to-year compensation growth under the performance based program.

The following graph shows Mr. Iger's total compensation in fiscal 2012, 2013 and 2014 in relation to segment operating income (OI) and adjusted earnings per share growth in each of those years.

CEO Compensation vs. OI and Adjusted EPS Growth



*Reconciliations of segment operating income to net income and earnings per share excluding certain items (adjusted EPS) to reported earnings per share are set forth in Annex A.

Viewed from a somewhat different perspective, over this period, on a compounded annual basis, Mr. Iger's total compensation grew 7.5%, while, in contrast, segment operating income grew 14.2% and earnings per share grew 18.6%.

Details regarding each of the Committee's decisions regarding Mr. Iger's fiscal 2014 compensation are set out below.

Under the performance ranges set by the Committee, the growth in the four financial performance measures yielded a weighted financial performance factor of 186%

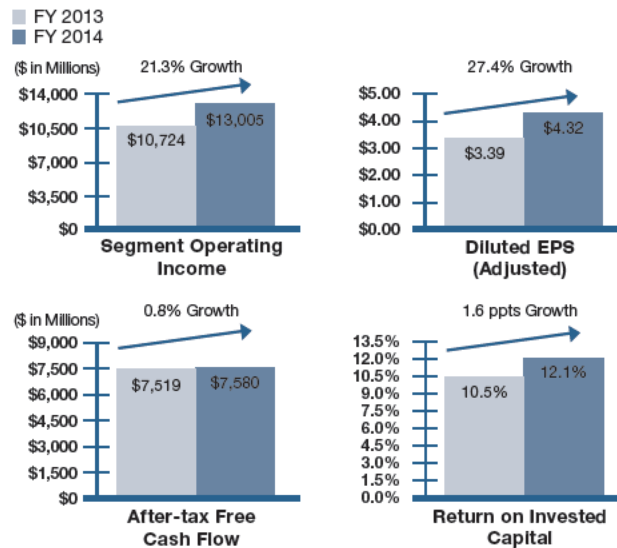
Salary: The Compensation Committee left Mr. Iger's salary for fiscal 2014 unchanged.

Equity Awards: The Compensation Committee left the reported value of Mr. Iger's equity awards for fiscal 2014 unchanged from the reported value in fiscal 2013 and 2012. Half of this equity award is in the form of performance-based stock units and half is in the form of stock options.

Non-Equity Incentive Plan Compensation: Mr. Iger's performance-based cash bonus of \$22.8 million reflects performance against the four financial performance measures and pre-defined qualitative goals as discussed below:

- **Financial Performance Measures:** The Compensation Committee sets aggressive performance ranges for the four financial performance measures which are used to determine 70% of each named executive officer's bonus award and which required overall growth in financial performance in order to maintain or exceed prior-year bonus levels. The exceptional financial performance in fiscal 2014 drove growth against these financial measures:
 - Segment operating income grew 21.3% off of 7.6% growth in fiscal 2013.
 - Adjusted earnings per share grew 27.4% off of 10.4% growth in the prior year.
 - Return on invested capital grew 160 basis points to 12.1%.
 - After-tax free cash flow grew 0.8% to \$7.6 billion, which represented continued strong performance off of the 57.7% increase in fiscal 2013.

This outstanding performance generated a performance factor equal to the maximum of 200% for each of the measures except after-tax free cash flow, which generated a factor of 134%. The weighted financial performance factor was 186% compared to 112% in fiscal 2013.



- Other Performance Factors:** The Committee applied a factor of 200% to Mr. Iger's qualitative performance in fiscal 2014 versus 115% in fiscal 2013. This factor reflected the Committee's determination that Mr. Iger's leadership in articulating and implementing the Company's long-term strategy was a substantial driver of the extraordinary results in fiscal 2014 and continued to position the Company for future growth. Key accomplishments demonstrating this leadership included creative successes in the Company's filmed entertainment and the successful management of the franchise value of that content throughout the Company, the continued successful integration of the Star Wars franchise across the Company, and continued investment in a variety of areas to position the Company for further growth.

In the most recent fiscal year (2013) for which there is full compensation data, Mr. Iger's reported compensation approximated the median of reported compensation for the Media Peers (\$34.3 million versus a median of \$32.5 million). It is important to note that Mr. Iger's compensation approximated the median of peers despite the fact that Disney has a higher market capitalization, more employees, more diverse business segments and a more extensive global footprint than any of the Media Peers and greater revenue and operating income than all but one of the Media Peers.

Additional details on our compensation program and fiscal 2014 compensation can be found in the Executive Compensation section of this proxy statement beginning on page 19.

Shareholder Proposals

The Board recommends against each of the shareholder proposals.

In this year's proxy statement, you will find two shareholder proposals, one requiring an independent Board chair and one related to acceleration of equity awards on a change in control. The Board recommends against each of these proposals.

- Independent Board Chairman: The proposal asks the Board to adopt a policy requiring the Chair of the Board of Directors to be an independent Board member unless no independent director is available and willing to serve as Chair. The Board recommends against this proposal because it seeks to replace the Company's balanced approach to Board leadership with an inflexible approach that does not permit the Board, regardless of circumstance, to exercise judgment about which arrangements would best serve the interests of shareholders.
- Acceleration of Equity Awards on a Change in Control: The proposal asks the Board to limit acceleration of equity awards following a change in control to pro-rata acceleration. The Board recommends against this proposal because it believes the current structure appropriately aligns the interests of executives and shareholders.
 - We currently have a double trigger (equity is accelerated following a change in control only if a participant's employment is also terminated).
 - Reduction of the value of equity awards by pro-rata acceleration following a change in control could create incentives in the negotiation and implementation of a change in control transaction that would conflict with investor interests in the transaction.
 - Pro-rata acceleration would also erode the incentive that equity awards create to remain with the Company, raising the risk of departure of valuable employees.

Moreover, acceleration of vesting on a change in control is standard practice among public companies. Adoption of the proposal runs a risk of losing employees to competitors and that risk could be mitigated only by incurring the significant cost of compensating each of the 6,000 participants in our plans for the loss of value arising from adoption of pro-rata acceleration.

You can read our detailed positions on these proposals at pages 58 to 62.



Corporate Governance and Board Matters

Governing Documents

The Board of Directors has adopted *Corporate Governance Guidelines*, which set forth a flexible framework within which the Board, assisted by its Committees, directs the affairs of the Company. The *Guidelines* address, among other things, the composition and functions of the Board of Directors, director independence, stock ownership by and compensation of Directors, management succession and review, Board leadership, Board Committees and selection of new Directors.

The Company has *Standards of Business Conduct*, which are applicable to all employees of the Company, including the principal executive officer, the principal financial officer and the principal accounting officer. The Board has a separate *Code of Business Conduct and Ethics for Directors*, which contains provisions specifically applicable to Directors.

Each Committee on the Board of Directors is governed by a charter adopted by the Board of Directors.

The *Corporate Governance Guidelines*, the *Standards of Business Conduct*, the *Code of Business Conduct and Ethics for Directors* and each of the Committee charters are available on the Company's Investor Relations website under the "Corporate Governance" heading at www.disney.com/investors and in print to any shareholder who requests them from the Company's Secretary. If the Company amends or waives the *Code of Business Conduct and Ethics for Directors* or the *Standards of Business Conduct* with respect to the chief executive officer, principal financial officer or principal accounting officer, it will post the amendment or waiver at the same location on its website.

The Board of Directors

The current members of the Board of Directors are:

Susan E. Arnold	Aylwin B. Lewis
John S. Chen	Monica C. Lozano
Jack Dorsey	Robert W. Matschullat
Robert A. Iger	Sheryl K. Sandberg
Fred H. Langhammer	Orin C. Smith

The Board met seven times during fiscal 2014. Each current Director attended at least 75% of all of the meetings of the Board and Committees on which he or she served. All current directors attended the Company's 2014 annual shareholders meeting. Under the Company's *Corporate Governance Guidelines*, each Director is expected to dedicate sufficient time, energy and attention to ensure the diligent performance of his or her duties, including by attending annual and special meetings of the shareholders of the Company, and meetings of the Board and Committees of which he or she is a member.

Board Leadership

The Company's *Corporate Governance Guidelines* specify that the Chairman of the Board shall in the normal course be an independent Director, unless the Board determines that, in light of the circumstances then present when any such decision is made, a different structure would better serve the best interests of the shareholders. The *Guidelines* also provide that the Board will disclose in each proxy statement the reasons for a different arrangement and appoint an independent Director as Lead Director with duties and responsibilities detailed in the *Corporate Governance Guidelines*.

Mr. Iger has served as Chairman since March of 2012, when he assumed that position upon the retirement of

John Pepper who had previously served as Chairman. Under the employment agreement Mr. Iger entered at that time, he was to serve as Chief Executive Officer and Chairman through March of 2015, and then only as Chairman until June of 2016. In fiscal 2013, the Board extended Mr. Iger's tenure as Chief Executive Officer through June 2016. In making Mr. Iger Chairman, the Board determined that doing so would promote a number of important objectives: it would add a substantial strategic perspective to the Chair position and put in place an effective plan for the future transition of leadership while at the same time providing important continuity to Board leadership. In making these judgments, the Board took into account its

[Continues on next page ►](#)

evaluation of Mr. Iger's performance as Chief Executive Officer and President, his very positive relationships with the other members of the Board of Directors and the strategic vision and perspective he would bring to the position of Chairman. The Board was uniformly of the view that Mr. Iger would provide excellent leadership of the Board in the performance of its duties and that naming him as Chairman would serve the best interests of shareholders.

Based on Mr. Iger's outstanding performance and the desire to retain his leadership of the Company for an additional period, the Board in October 2014 extended Mr. Iger's employment agreement for two years, until June 2018. In connection with this extension, the Board considered whether Mr. Iger's continuing to serve as both Chairman and Chief Executive Officer was in the best interests of shareholders. Based on the demonstrated success of this structure to date, both in terms of the functioning of the Board and the growth of the Company, and the continued benefits of retaining Mr. Iger's strategic perspective in the position of Chairman, the Board concluded that Mr. Iger's continuing service as Chairman remained in the best interests of shareholders and that, absent an unexpected change in circumstances, he should continue to serve in the role through the extended term of his agreement.

At the time Mr. Iger became Chairman, the Board unanimously elected Orin Smith as independent Lead Director. The duties of the independent Lead Director were expanded in connection with the appointment of Mr. Iger as Chairman, and were further expanded in 2013 based on feedback from investors regarding Lead

Director duties. The duties of the Lead Director are as follows:

- Preside at all meetings of the Board of Directors at which the Chairman is not present, including executive sessions of non-management or independent Directors;
- Call meetings of the independent or non-management Directors;
- Serve as liaison between the Chairman and the independent and non-management Directors;
- Advise as to the scope, quality, quantity and timeliness of information sent to the Board of Directors;
- In collaboration with the Chief Executive Officer and Chairman, and with input from other members of the Board, develop and have final authority to approve meeting agendas for the Board of Directors, including assurance that there is sufficient time for discussion of all agenda items;
- Organize and lead the Board's annual evaluation of the Chief Executive Officer;
- Be responsible for leading the Board's annual self-assessment;
- Be available for consultation and direct communication upon the reasonable request of major shareholders;
- Advise Committee Chairs with respect to agendas and information needs relating to Committee meetings;
- Provide advice with respect to the selection of Committee Chairs; and
- Perform such other duties as the Board may from time to time delegate to assist the Board in the fulfillment of its responsibilities.

Committees

The Board of Directors has four standing committees: Audit, Governance and Nominating, Compensation and

Executive. Information regarding these committees is provided below.

Audit Committee

John S. Chen
Aylwin B. Lewis
Robert W. Matschullat
(Chair)
Orin C. Smith

The functions of the Audit Committee are described below under the heading "Audit Committee Report." The Audit Committee met eight times during fiscal 2014. All of the members of the Audit Committee are independent within the meaning of SEC regulations, the listing standards of the New York Stock Exchange and the Company's *Corporate Governance Guidelines*. The Board has determined that each of the members of the Committee is qualified as an audit committee financial expert within the meaning of SEC regulations and that they have accounting and related financial management expertise within the meaning of the listing standards of the New York Stock Exchange.

Governance and Nominating Committee

Jack Dorsey
Robert W. Matschullat
Sheryl K. Sandberg
Orin C. Smith (Chair)

The Governance and Nominating Committee is responsible for developing and implementing policies and practices relating to corporate governance, including reviewing and monitoring implementation of the Company's *Corporate Governance Guidelines*. In addition, the Committee assists the Board in developing criteria for open Board positions, reviews background information on potential candidates and makes recommendations to the Board regarding such candidates. The Committee also reviews and approves transactions between the Company and Directors, officers, 5% shareholders and their affiliates under the Company's Related Person Transaction Approval Policy, supervises the Board's annual review of Director independence and the Board's annual self-evaluation, makes recommendations to the Board with respect to compensation of non-executive members of the Board of Directors, makes recommendations to the Board with respect to Committee assignments and oversees the Board's director education practices. The Committee met five times during fiscal 2014. All of the members of the Governance and Nominating Committee are independent within the meaning of the listing standards of the New York Stock Exchange and the Company's *Corporate Governance Guidelines*.

Compensation Committee

Susan E. Arnold (Chair)
Fred H. Langhammer
Aylwin B. Lewis
Monica C. Lozano

The Compensation Committee is responsible for reviewing and approving corporate goals and objectives relevant to the compensation of the Company's Chief Executive Officer, evaluating the performance of the Chief Executive Officer and, either as a committee or together with the other independent members of the Board, determining and approving the compensation level for the Chief Executive Officer. The Committee is also responsible for making recommendations to the Board regarding the compensation of other executive officers and certain compensation plans, and the Board has also delegated to the Committee the responsibility for approving these arrangements. Additional information on the roles and responsibilities of the Compensation Committee is provided under the heading "*Compensation Discussion and Analysis*," below. In fiscal 2014, the Compensation Committee met ten times. All of the members of the Committee are independent within the meaning of SEC regulations, the listing standards of the New York Stock Exchange and the Company's *Corporate Governance Guidelines*.

Executive Committee

Robert A. Iger
Orin C. Smith (Chair)

The Executive Committee serves primarily as a means for taking action requiring Board approval between regularly scheduled meetings of the Board. The Executive Committee is authorized to act for the full Board on matters other than those specifically reserved by Delaware law to the Board. In practice, the Committee's actions are generally limited to matters such as the authorization of routine transactions including corporate credit facilities and borrowings. In fiscal 2014, the Executive Committee held no meetings.

The Board's Role in Risk Oversight

As noted in the Company's *Corporate Governance Guidelines*, the Board, acting directly or through Committees, is responsible for "assessing major risk factors relating to the Company and its performance" and "reviewing measures to address and mitigate such risks." In discharging this responsibility, the Board,

either directly or through Committees, assesses both (a) risks that inhere in the key economic and market assumptions that underpin the Company's business plans and growth strategies and (b) significant operational risks related to the conduct of the Company's day-to-day operations.

Continues on next page ►

Risks that relate to the market and economic assumptions that underpin each business unit's growth plans are specifically addressed in connection with the Board's annual review of the Company's five-year plan. The Board also has the opportunity to address such risks at each Board meeting in connection with its regular review of significant business and financial developments. The Board reviews risks arising out of specific significant transactions when these transactions are presented to the Board for review or approval.

Significant operational risks that relate to on-going business operations are the subject of regularly scheduled reports to either the full Board or one of its committees. The Board acting through the Audit Committee periodically reviews whether these reports appropriately cover the significant risks that the Company may then be facing.

Each of the Board's committees addresses risks that fall within the committee's areas of responsibility. For example, the Audit Committee reviews periodically the audit plan of management audit, the international labor standards compliance program, the Company's

information technology risks and mitigation strategies, the tax function, treasury operations (including insurance) and the Company's standards of business conduct compliance program. In addition, the Audit Committee receives regular reports from: corporate controllership and the outside auditor on financial reporting matters; management audit about significant findings; and the general counsel regarding legal and regulatory risks. The Audit Committee reserves time at each meeting for private sessions with the chief financial officer, general counsel, head of management audit and outside auditors. The Compensation Committee addresses risks arising out of the Company's executive compensation programs as described at pages 24 to 25, below.

The independent Lead Director promotes effective communication and consideration of matters presenting significant risks to the Company through his role in developing the Board's meeting agendas, advising committee chairs, chairing meetings of the independent Directors and effecting communications between independent Directors and the Chief Executive Officer.

Director Selection Process

Working closely with the full Board, the Governance and Nominating Committee develops criteria for open Board positions, taking into account such factors as it deems appropriate, which may include: the current composition of the Board; the range of talents, experiences and skills that would best complement those already represented on the Board; the balance of management and independent Directors; and the need for financial or other specialized expertise. Applying these criteria, the Committee considers candidates for Board membership suggested by its members and other Board members, as well as management and shareholders. The Committee retains a third-party executive search firm to identify and review candidates upon request of the Committee from time to time.

Once the Committee has identified a prospective nominee — including prospective nominees recommended by shareholders — it makes an initial determination as to whether to conduct a full evaluation. In making this determination, the Committee takes into account the information provided to the Committee with the recommendation of the candidate, as well as the Committee's own knowledge and information obtained through inquiries to third parties to the extent the Committee deems appropriate. The preliminary determination is based primarily on the need for

additional Board members and the likelihood that the prospective nominee can satisfy the criteria that the Committee has established. If the Committee determines, in consultation with the Chairman of the Board and other Directors as appropriate, that additional consideration is warranted, it may request the third-party search firm to gather additional information about the prospective nominee's background and experience and to report its findings to the Committee. The Committee then evaluates the prospective nominee against the specific criteria that it has established for the position, as well as the standards and qualifications set out in the Company's *Corporate Governance Guidelines*, including:

- the ability of the prospective nominee to represent the interests of the shareholders of the Company;
- the prospective nominee's standards of integrity, commitment and independence of thought and judgment;
- the prospective nominee's ability to dedicate sufficient time, energy and attention to the diligent performance of his or her duties, including the prospective nominee's service on other public company boards, as specifically set out in the Company's *Corporate Governance Guidelines*;

- the extent to which the prospective nominee contributes to the range of talent, skill and expertise appropriate for the Board;
- the extent to which the prospective nominee helps the Board reflect the diversity of the Company's shareholders, employees, customers and guests and the communities in which it operates; and
- the willingness of the prospective nominee to meet the minimum equity interest holding guideline set out in the Company's *Corporate Governance Guidelines*.

If the Committee decides, on the basis of its preliminary review, to proceed with further consideration, members of the Committee, as well as other members of the Board as appropriate, interview the nominee. After completing this evaluation and interview, the Committee makes a recommendation to the full Board, which makes the final determination whether to nominate or appoint the new Director after considering the Committee's report.

In selecting nominees for Director, the Board seeks to achieve a mix of members who together bring experience and personal backgrounds relevant to the Company's strategic priorities and the scope and complexity of the Company's business. In light of the Company's current priorities, the Board seeks experience relevant to managing the creation of high-quality branded entertainment products and services, addressing the impact of rapidly changing

technology and expanding business outside of the United States. The Board also seeks experience in large, diversified enterprises and demonstrated ability to manage complex issues that involve a balance of risk and reward and seeks Directors who have expertise in specific areas such as consumer and cultural trends, business innovation, growth strategies and financial oversight. The background information on current nominees beginning on page 53 sets out how each of the current nominees contributes to the mix of experience and qualifications the Board seeks.

In making its recommendations with respect to the nomination for re-election of existing Directors at the annual shareholders meeting, the Committee assesses the composition of the Board at the time and considers the extent to which the Board continues to reflect the criteria set forth above.

A shareholder who wishes to recommend a prospective nominee for the Board should notify the Company's Secretary or any member of the Governance and Nominating Committee in writing with whatever supporting material the shareholder considers appropriate. The Governance and Nominating Committee will also consider whether to nominate any person nominated by a shareholder pursuant to the provisions of the Company's Bylaws relating to shareholder nominations as described in "*Shareholder Communications*" below.

Director Independence

The provisions of the Company's *Corporate Governance Guidelines* regarding Director independence meet and in some areas exceed the listing standards of the New York Stock Exchange. These provisions are included in the Company's *Corporate Governance Guidelines*, which are available on the Company's Investor Relations website under the "Corporate Governance" heading at www.disney.com/investors.

Pursuant to the *Guidelines*, the Board undertook its annual review of Director independence in December 2014. During this review, the Board considered transactions and relationships between each Director or any member of his or her immediate family (or any entity of which a Director or an immediate family member is an executive officer, general partner or significant equity holder) and the Company and its subsidiaries and affiliates. The Board also considered whether there were any transactions or relationships

between Directors or any member of their immediate family or related entities and members of the Company's senior management or their affiliates. As provided in the *Guidelines*, the purpose of this review was to determine whether any such relationships or transactions existed that were inconsistent with a determination that the Director is independent.

As a result of this review, the Board affirmatively determined that all of the Directors serving in fiscal 2014 or nominated for election at the 2015 Annual Meeting are independent of the Company and its management under the standards set forth in the *Corporate Governance Guidelines*, with the exception of Mr. Iger. Mr. Iger is considered an inside Director because of his employment as a senior executive of the Company.

Continues on next page ►

In determining the independence of each Director, the Board considered and deemed immaterial to the Directors' independence transactions involving the sale of products and services in the ordinary course of business between the Company, on the one hand, and, on the other, companies at which some of our Directors or their immediate family members were officers or

employees during fiscal 2014. In each case, the amount paid to or received from these companies in each of the last three years was below the 2% of total revenue threshold in the *Guidelines*. The Board determined that none of the relationships it considered impaired the independence of the Directors.

Certain Relationships and Related Person Transactions

The Board of Directors has adopted a written policy for review of transactions involving more than \$120,000 in any fiscal year in which the Company is a participant and in which any Director, executive officer, holder of more than 5% of our outstanding shares or any immediate family member of any of these persons has a direct or indirect material interest. Directors, 5% shareholders and executive officers are required to inform the Company of any such transaction promptly after they become aware of it, and the Company collects information from Directors and executive officers about their affiliations and affiliations of their family members so the Company can search its records for any such transactions. Transactions are presented to the Governance and Nominating Committee of the Board (or to the Chairman of the Committee if the Committee delegates this responsibility) for approval before they are entered into or, if this is not possible, for ratification after the transaction has been entered into. The Committee approves or ratifies a transaction if it determines that the transaction is consistent with the best interests of the Company, including whether the transaction impairs independence of a Director. The policy does not require review of the following transactions:

- Employment of executive officers approved by the Compensation Committee;
- Compensation of Directors approved by the Board;
- Transactions in which all shareholders receive benefits proportional to their shareholdings;
- Ordinary banking transactions identified in the policy;
- Any transaction contemplated by the Company's Restated Certificate of Incorporation, Bylaws or Board action where the interest of the Director, executive officer, 5% shareholder or family member is disclosed to the Board prior to such action;
- Commercial transactions in the ordinary course of business with entities affiliated with Directors, executive officers, 5% shareholders or their family members if the aggregate amount involved during a fiscal year is less than the greater of

- (a) \$1,000,000 and (b) 2% of the Company's or other entity's gross revenues and the related person's interest in the transaction is based solely on his or her position with the entity;
- Charitable contributions to entities where a Director is an executive officer of the entity if the amount is less than the lesser of \$200,000 and 2% of the entity's annual contributions; and
- Transactions with entities where the Director, executive officer, 5% shareholder or immediate family member's sole interest is as a non-executive officer employee of, volunteer with, or director or trustee of the entity.

Entities affiliated with Blackrock, Inc., an investment management firm, which, through associated companies, manages investment funds that in the aggregate beneficially held more than 5% of the Company's shares during fiscal 2014, purchased advertising time from the Company through transactions negotiated with independent agents, and the Company received approximately \$2.9 million with respect to these purchases during fiscal 2014. During fiscal 2013, the Company entered into an agreement with an affiliate of Blackrock that continued in fiscal 2014, under which the affiliate provides risk reporting services related to the management of investments in the Company's pension funds for a fee that is based in part on the value of the portfolio of investments that are covered by the services. Blackrock earned fees of approximately \$430,000 with respect to services provided in fiscal 2014 under this arrangement. Affiliates of Blackrock manage investment portfolios for the Company's pension funds and investment options in the Disney 401(k) plans, and Blackrock received fees of approximately \$618,000 in fiscal 2014 based on the value of the investment portfolios. These relationships were in place before Blackrock was the beneficial owner of more than 5% of the Company's outstanding shares, and the ongoing relationship was reviewed and approved by the Governance and Nominating Committee under the Related Person Transaction Approval Policy in December 2014.

Shareholder Communications

Generally. Shareholders may communicate with the Company through its Transfer Agent, Broadridge Corporate Issuer Solutions, by writing to Disney Investor Relations, c/o Broadridge Corporate Issuer Solutions, P.O. Box 1342, Brentwood, NY 11717, by calling Disney Shareholder Services care of Broadridge at 1-855-553-4763, or by sending an e-mail to disneyinvestor@broadridge.com. Additional information about contacting the Company is available on the Company's Investor Relations website (www.disney.com/investors) under "Related Links" and "Contact Us."

Shareholders and other persons interested in communicating directly with the independent Lead Director or with the non-management Directors as a group may do so by writing to the independent Lead Director, The Walt Disney Company, 500 South Buena Vista Street, Burbank, California 91521-1030. Under a process approved by the Governance and Nominating Committee of the Board for handling letters received by the Company and addressed to non-management members of the Board, the office of the Secretary of the Company reviews all such correspondence and forwards to Board members a summary and/or copies of any such correspondence that, in the opinion of the Secretary, deals with the functions of the Board or Committees thereof or that he otherwise determines requires their attention. The Governance and Nominating Committee reviews summaries of all correspondence from identified shareholders at each regular meeting of the Committee. Directors may at any time review a log of all correspondence received by the Company that is addressed to members of the Board and request copies of any such correspondence.

Concerns relating to accounting, internal controls or auditing matters are immediately brought to the attention of the Company's internal audit department and handled in accordance with procedures established by the Audit Committee with respect to such matters.

Shareholder Proposals for Inclusion in 2016 Proxy Statement. To be eligible for inclusion in the proxy statement for our 2016 Annual Meeting, shareholder proposals must be received by the Company's Secretary no later than the close of business on September 18, 2015. Proposals should be sent to the Secretary, The Walt Disney Company, 500 South Buena Vista Street, Burbank, California 91521-1030 and follow the procedures required by SEC Rule 14a-8.

Shareholder Director Nominations and Other Shareholder Proposals for Presentation at the 2016 Annual Meeting. Under our bylaws, written notice of shareholder nominations to the Board of Directors and any other business proposed by a shareholder that is not to be included in the proxy statement must be delivered to the Company's Secretary not less than 90 nor more than 120 days prior to the first anniversary of the preceding year's annual meeting. Accordingly, any shareholder who wishes to have a nomination or other business considered at the 2016 Annual Meeting must deliver a written notice (containing the information specified in our bylaws regarding the shareholder and the proposed action) to the Company's Secretary between November 12, 2015 and December 12, 2015. SEC rules permit management to vote proxies in its discretion with respect to such matters if we advise shareholders how management intends to vote.



Director Compensation

The elements of annual Director compensation for fiscal 2014 were as follows.

Annual Board retainer	\$100,000 ¹
Annual committee retainer (except Executive Committee) ²	\$10,000
Annual committee chair retainer (Governance and Nominating Committee only) ³	\$15,000
Annual committee chair retainer (Audit Committee and Compensation Committee only) ³	\$20,000
Annual deferred stock unit grant	\$170,000 ¹
Annual retainer for Independent Lead Director ⁴	\$50,000

¹ Effective October 1, 2014, the Board of Directors increased the annual Board retainer to \$105,000 and the annual deferred stock unit grant to \$180,000.

² Per committee.

³ This is in addition to the annual committee retainer the Director receives for serving on the committee.

⁴ This is in addition to the annual Board retainer, committee fees and the annual deferred stock unit grant.

To encourage Directors to experience the Company's products, services and entertainment offerings personally, each non-employee Director may receive Company products and services up to a maximum of \$15,000 in fair market value per calendar year plus reimbursement of associated tax liabilities. Director's spouses, children and grandchildren may also participate in this benefit within each Director's \$15,000 limit.

The Company reimburses Directors for the travel expenses of, or provides transportation on Company aircraft for, immediate family members of Directors if the family members are specifically invited to attend events for appropriate business purposes. Family members (including domestic partners) may accompany Directors traveling on Company aircraft for business purposes on a space-available basis.

Directors participate in the Company's employee gift matching program on the same terms as employees. Under this program, the Company matches up to \$15,000 per calendar year of contributions per Director to charitable and educational institutions meeting the Company's criteria.

Directors who are also employees of the Company receive no additional compensation for service as a Director.

Under the Company's *Corporate Governance Guidelines*, non-employee Director compensation is determined annually by the Board of Directors acting on the recommendation of the Governance and Nominating Committee. In formulating its recommendation, the Governance and Nominating Committee receives input from the third-party compensation consultant retained by the Compensation Committee regarding market practices for Director compensation.

Director Compensation for Fiscal 2014

The following table sets forth compensation earned during fiscal 2014 by each person who served as a non-employee Director during the year.

	Fees Earned or Paid in Cash	Stock Awards	All Other Compensation	Total
Susan E. Arnold	\$130,000	\$172,394	\$28,419	\$330,813
John S. Chen	110,000	172,394	5,553	287,927
Jack Dorsey	83,650	134,059	—	217,709
Judith L. Estrin	50,722	79,973	—	130,695
Fred H. Langhammer	110,000	172,394	22,028	304,422
Aylwin B. Lewis	126,917	172,394	—	299,311
Monica C. Lozano	110,000	172,394	29,134	311,528
Robert W. Matschullat	140,000	172,394	44,070	356,464
Sheryl K. Sandberg	110,000	172,394	12,075	294,469
Orin C. Smith	173,472	172,394	23,802	369,668

Fees Earned or Paid in Cash. "Fees Earned or Paid in Cash" includes the annual Board retainer and annual committee and committee-chair retainers, whether paid currently or deferred by the Director to be paid in cash or shares after service ends. Directors are permitted to elect each year to receive all or part of their retainers in Disney stock and, whether paid in cash or stock, to defer all or part of their retainers until after service as a Director ends. Directors who elect to receive deferred compensation in cash receive a credit each quarter, and the balance in their deferred cash account earns interest at an annual rate equal to the Moody's Average Corporate (Industrial) Bond Yield, adjusted quarterly. For fiscal 2014, the average interest rate was 4.68%.

The following table sets forth the form of fees received by each Director who elected to receive compensation in a form other than currently paid cash. The number of stock units awarded is equal to the dollar amount of

fees accruing each quarter divided by the average over the last ten trading days of the quarter of the average of the high and low trading price for shares of Company common stock on each day in the ten-day period. Stock units distributed currently were accumulated throughout the year and distributed as shares following December 31, 2014.

	Cash		Stock Units		
	Paid Currently	Deferred	Value Distributed Currently	Value Deferred	Number Of Units
Susan E. Arnold	\$130,000	—	—	—	—
John S. Chen	55,000	—	—	\$55,000	677
Jack Dorsey	41,825	—	\$41,825	—	499
Judith L. Estrin	50,722	—	—	—	—
Fred H. Langhammer	110,000	—	—	—	—
Aylwin B. Lewis	63,459	—	—	63,458	784
Monica C. Lozano	27,500	\$55,000	10,313	17,187	339
Robert W. Matschullat	140,000	—	—	—	—
Sheryl K. Sandberg	55,000	—	55,000	—	677
Orin C. Smith	173,472	—	—	—	—

Stock Awards. “Stock Awards” sets forth the market value of the deferred stock unit grants to Directors and the amount reported is equal to the market value of the Company’s common stock on the date of the award times the number of shares underlying the units. Units are awarded at the end of each quarter and the number of units is determined by dividing the amount payable with respect to the quarter by the average over the last ten trading days of the quarter of the average of the high and low trading price for shares of the Company common stock on each day in the ten-day period. Each Director other than Mr. Dorsey and Ms. Estrin, was awarded 2,094 units in fiscal 2014. Because Mr. Dorsey and Ms. Estrin served for less than the entire fiscal year, they were awarded 1,590 and 1,027 units respectively during fiscal 2014.

Unless a Director elects to defer receipt of shares until after his or her service as a Director ends, shares with respect to annual deferred stock unit grants are normally distributed to the Director on the second anniversary of the award date, whether or not the Director is still a Director on the date of distribution.

At the end of any quarter in which dividends are distributed to shareholders, Directors receive additional stock units with a value (based on the average of the high and low trading prices of the Company common stock averaged over the last ten trading days of the quarter) equal to the amount of dividends they would have received on all stock units held by them at the end of the prior quarter. Shares with respect to these additional units are distributed when the underlying units

are distributed. Units awarded in respect of dividends are included in the fair value of the stock units when the units are initially awarded and therefore are not included in the tables above, but they are included in the total units held at the end of the fiscal year in the table below.


Prior to fiscal 2011, each Director serving on March 1 of any year received an option on that date to acquire shares of Company stock. The exercise price of the options was equal to the average of the high and low prices reported on the New York Stock Exchange on the date of grant.

The following table sets forth all stock units and options held by each Director as of the end of fiscal 2014. All stock units are fully vested when granted, but shares are distributed with respect to the units only later, as described above. Stock units in this table are included in the share ownership table on page 65 except to the extent they may have been distributed as shares and sold prior to January 12, 2015.

	Stock Units	Number of Shares Underlying Options Held
Susan E. Arnold	11,200	22,503
John S. Chen	19,411	40,503
Jack Dorsey	2,068	—
Judith L. Estrin	3,640	40,503
Fred H. Langhammer	18,999	20,733
Aylwin B. Lewis	21,840	40,503
Monica C. Lozano	26,898	40,503
Robert W. Matschullat	36,810	40,503
Sheryl K. Sandberg	8,820	—
Orin C. Smith	4,706	34,503

The Company’s *Corporate Governance Guidelines* encourage Directors to own, or acquire within three years of first becoming a Director, shares of common stock of the Company (including stock units received as Director compensation) having a market value of at least five times the amount of the annual Board retainer for the Director. Unless the Board exempts a Director, each Director is also required to retain stock representing no less than 50% of the after-tax value of exercised options and shares received upon distribution of deferred stock units until he or she meets the stock holding guideline described above. Based on the holdings of units and shares on January 12, 2015, each Director complied with the minimum holding requirement on that date except Mr. Dorsey, who is within the three-year period following the date on which he first became a director.

Continues on next page ▶



All Other Compensation. “All Other Compensation” includes:

- Reimbursement of tax liabilities associated with the product familiarization benefits. The value of the product familiarization benefits themselves and travel benefits are not included in the table as permitted by SEC rules because the aggregate incremental cost to the Company of providing these benefits did not exceed \$10,000 for any Director. The reimbursement of associated tax liabilities was less than \$10,000 for each Director other than Mr. Matschullat and Ms. Sandberg, for whom the reimbursement was \$14,070 and \$12,075, respectively.
- Interest earned on deferred cash compensation, which was less than \$10,000 for each Director except for Ms. Lozano, for whom interest earned totaled \$25,607.
- The matching charitable contribution of the Company, which was less than \$10,000 for each Director other than Mr. Matschullat, Ms. Arnold, Mr. Langhammer and Mr. Smith for whom the amounts were \$30,000 (representing contributions of \$15,000 in each of calendar years 2013 and 2014), \$15,000, \$15,000 and \$15,000 respectively.



Executive Compensation

Compensation Discussion and Analysis

Executive Compensation Program Structure

Objectives and Methods

We design our executive compensation program to drive the creation of long-term shareholder value. We do this by tying compensation to the achievement of performance goals that promote the creation of shareholder value and by designing compensation to attract and retain high-caliber executives in a competitive market for talent.

We have adopted the following approach to achieve these objectives.

Pay for Performance	Provide a strong relationship of pay to performance through: <ul style="list-style-type: none"> • A performance-based bonus tied to the achievement of financial performance factors and an assessment of each executive's individual performance against other performance factors • Equity awards that deliver value based on stock price performance and, in the case of performance-based stock units, whose vesting depends on meeting performance targets
Competitive Compensation Levels	Provide compensation opportunities at a level and with practices that are competitive with our peers <ul style="list-style-type: none"> • Compensation levels and practices at peer companies are one factor in making compensation decisions, but compensation is not targeted to any specific percentile
Compensation Mix	Provide a mix of variable and fixed compensation that: <ul style="list-style-type: none"> • Is heavily weighted toward variable performance-based compensation for senior executives • Uses short-term (annual performance-based bonus) and longer-term performance measures (equity awards) to balance appropriately incentives for both short and long-term performance

Peer Groups

Establishing Compensation Levels

The Committee believes that the pool of talent with the set of creative and organizational skills needed to run a global creative organization like the Company is quite limited and that, accordingly, the market for executive talent to lead a global creative organization is best reflected by the five other major media companies who compete for this talent — CBS, Comcast, Twenty-First Century Fox, Time Warner and Viacom. For that reason, the Committee looks to those five companies as the relevant peer group for named executive officer compensation purposes.

The Committee understands that some groups have reservations about using these companies because some of the companies are effectively controlled by a single shareholder.

The Committee acknowledges these concerns, but believes that executives with the background needed to manage companies such as ours have career options with compensation opportunities that normally exceed those available in most other industries and that compensation levels within the peer group are driven by the dynamics of compensation in the entertainment industry and not the ownership structure of a particular company. Moreover, the Committee believes that a majority shareholder has just as much (if not more) incentive than any other shareholder to demand a compensation structure that maximizes shareholder value. In any event, the Committee believes that it is a competitive reality that these companies set the market for the talent we need.

The Committee has also considered suggestions to expand the peer group to better reflect the universe of companies in which investors themselves choose to invest, so that executive compensation at the Company is evaluated based on the Company's performance relative to the performance of that broader group. While the Committee understands the perspective of investors who may invest within this broader group, it

Continues on next page ►

believes that approach would appropriately reflect neither the distinctive talents needed to manage our businesses nor the competitive reality the Company faces. The fact that a particular level of performance has been achieved by appropriately compensated executives in another industry is not a meaningful indicator of what market driven compensation must be offered to attract and retain executives with the talent to achieve comparable levels of performance at Disney.

Establishing Compensation Structure, Policies and Practice

The Committee believes that the features of the Company's overall compensation structure, policies and practices should normally be consistent for all executives. Because the five distinct segments of our operations span multiple industries, the Committee believes that a consistency of approach across the breadth of the Company's operations with respect to such features is best achieved by reference to a broader general industry group.

The peer group used for establishing compensation structure, policies and practices consists of companies that have:

- A consumer orientation and/or strong brand recognition;
- A global presence and operations;
- Annual revenue no less than half and no more than twice our annual revenue; and
- A market capitalization no less than one-quarter and no more than four times our market capitalization;
- Plus companies that do not meet the revenue test, but that are included in the peer groups used by one or more of the Media Industry Peers.

The companies that meet these criteria and were included in the peer group at the beginning of fiscal 2014 were:

- Accenture
- Amazon.com
- AT&T
- CBS
- Cisco Systems
- Coca-Cola
- Comcast
- Dell
- DirecTV
- EMC Corp.
- Google
- Hewlett-Packard
- IBM
- Intel
- Johnson & Johnson
- Kimberly-Clark
- Microsoft
- Twenty-First Century Fox
- Oracle
- PepsiCo
- Procter & Gamble
- Sprint Nextel
- Time Warner
- Verizon Communications
- Viacom

Advised by its independent consultant, the Committee reviewed the criteria for selecting members of this peer group in fiscal 2014 and determined that the criteria remained appropriate. Dell has not been included in the group since it ceased to be a publically reporting company.

Evaluating Performance

The overall financial performance of the Company is the sum total of the individual performances of the Company's five distinct segments — Media Networks, Parks and Resorts, Studio Entertainment, Consumer Products and Interactive — each of which competes in different sectors of the overall market. The Committee continues to believe that, given the span of the Company's businesses, the best measure of relative performance is how the Company's diverse businesses have fared in the face of the economic trends that impact companies in the overall market and that the best benchmark for measuring such success is the Company's relative performance compared to that of the companies comprising the S&P 500. Accordingly, the Committee — like the other media companies and many other businesses — has selected the S&P 500 to set the context for evaluating the Company's performance and to measure relative performance for performance-based restricted stock unit awards.

Summary of Peer Groups

The following table summarizes the three distinct peer groups we use for the three distinct purposes described above:

Peer Group	Purpose	Composition
Media Industry Peers	Evaluating compensation levels for the named executive officers	Disney and the five other major media companies: <ul style="list-style-type: none"> • CBS • Comcast • Twenty-First Century Fox • Time Warner • Viacom
General Industry Peers	Evaluating general compensation structure, policies and practices	25 similarly-sized global companies with a consumer orientation and/or strong brand recognition
Performance Peers	Evaluating relative economic performance of the Company	Standard & Poor's (S&P) 500

Compensation Program Elements

2014 Total Direct Compensation

The following table sets forth the elements of total direct compensation for our named executive officers (NEOs) in fiscal 2014 and the objectives and key features of each element.

Compensation Type		Pay Element	Objectives and Key Features
FIXED	Cash Compensation	Salary	<p>Objectives</p> <p>The Committee sets salaries to reflect job responsibilities and to provide competitive fixed pay to balance performance-based risks.</p> <p>Key Features</p> <ul style="list-style-type: none"> • Minimum salaries set in employment agreement • Compensation Committee discretion to adjust annually based on changes in experience, nature and responsibility of the position, competitive considerations, CEO recommendation (except his own salary)
		Performance-based Bonus	<p>Objectives</p> <p>The Committee structures the bonus program to incentivize performance at the high end of ranges for financial performance measures that it establishes each year to drive meaningful growth over the prior year. The Committee believes that incentivizing performance in this fashion will lead to long-term, sustainable gains in shareholder value.</p> <p>Key Features</p> <ul style="list-style-type: none"> • Target bonus for each NEO set by Committee early in the fiscal year in light of employment agreement provisions, competitive considerations, CEO recommendation (except his own target), other factors Committee deems appropriate • Payout on 70% of target determined by performance against financial performance ranges established early in the fiscal year • Payout on 30% of target determined by Committee's assessment of individual performance based on other performance objectives established early in the fiscal year and based on CEO recommendation (except his own payout)
VARIABLE	Equity Compensation	Equity Awards Generally	<p>Objectives</p> <p>The Committee structures equity awards to directly reward long-term gains in shareholder value. Equity awards carry vesting terms that extend up to four years and include restricted stock units whose value depends on company performance relative to the performance of the S&P 500. These awards provide incentives to create and sustain long-term growth in shareholder value.</p> <p>Key Features</p> <ul style="list-style-type: none"> • Combined value of options, performance units and time-based units determined by Committee in light of employment agreement provisions, competitive market conditions, evaluation of executive's performance and CEO recommendation (except for his own award) • Allocation of awards for CEO (based on grant date award value): <ul style="list-style-type: none"> • 50% performance-based restricted stock units • 50% stock options • Allocation of awards for other NEOs (based on grant date award value): <ul style="list-style-type: none"> • 30% performance-based restricted stock units • 30% time-vesting restricted stock units • 40% stock options

Continues on next page ►

Compensation Type		
Pay Element	Objectives and Key Features	
VARIABLE Equity Compensation	Stock Option Awards	<p>Key Features</p> <ul style="list-style-type: none"> • Exercise price equal to average of the high and low trading prices on day of award • Option re-pricing without shareholder approval is prohibited • 10-year term • Vest 25% per year
	Performance-Based Restricted Stock Units	<p>Key Features</p> <ul style="list-style-type: none"> • Performance-based units reward executives only if specified financial performance measures are met • Subject to performance tests, units vest three years after grant date* • Half of award vests based on Total Shareholder Return relative to S&P 500; half of award vests based on Earnings Per Share relative to S&P 500 • No units tied to a performance measure vest if performance on that measure is below the 25th percentile • 50% of target units tied to a performance measure vest if performance on that measure is equal to 25th percentile, increasing to a maximum of 150% of target units vesting if performance on that measure is at the 75th percentile or higher** • All units awarded to executive officers are subject to Section 162(m) test
	Time-Based Restricted Stock Units	<p>Key Features</p> <ul style="list-style-type: none"> • 25% vest each year following grant date • All units awarded to executive officers are subject to Section 162(m) test

* Units awarded in prior fiscal years had performance tests as described in our proxy statements for the years in which the awards were issued.

** Earnings Per Share for the Company is adjusted (I) to exclude the effect of extraordinary, unusual and/or nonrecurring items and (II) to reflect such other factors as the Committee deems appropriate to fairly reflect earnings per share growth. Adjustments to diluted Earnings Per Share from continuing operations of S&P 500 companies will not normally be made because the Committee has no reason to believe that the average of adjustments across the S&P 500 companies would result in an amount that is significantly different from the reported amount.

Compensation at Risk

The Committee believes that most of the compensation for named executive officers should be at risk and tied to a combination of long-term and short-term Company performance. As shown below, over 90% of the CEO's target compensation and approximately 80% of the target compensation for other named executive officers varies with either short or long term Company performance.

In establishing a mix of fixed to variable compensation, the mix of various equity awards, target bonus levels, grant date equity award values and performance ranges, the Committee seeks to maintain its goal of making compensation overwhelmingly tied to performance

while at the same time affording compensation opportunities, that in success, would be competitive with alternatives available to the executive. In particular, the Committee expects that performance at the high end of ranges will result in overall compensation that is sufficiently attractive relative to compensation available at successful competitors and that performance at the low end of ranges will result in overall compensation that is less than that available from competitors who are more successful.

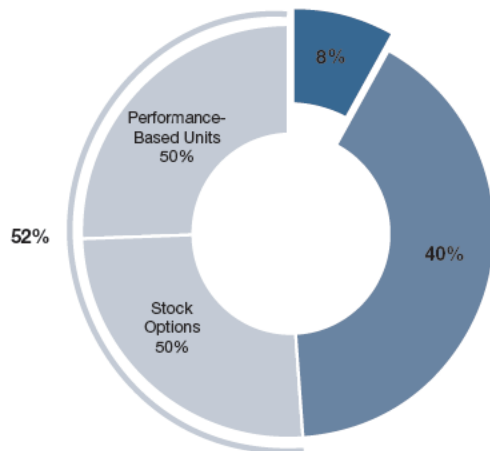
In determining the mix between options and restricted stock units, the Committee also considers the number of shares required for each of these types of award to deliver the appropriate value to executives.

The following charts show the percentage of the target total direct compensation (constituting base salary and performance-based bonus plus the grant-date fair value of regular annual equity awards) for Mr. Iger and the other NEOs that is variable with performance (performance-based bonus and equity awards) versus fixed (salary).

CEO 2014 Target Total Direct Compensation Mix

92% of CEO 2014 target compensation is considered performance-based

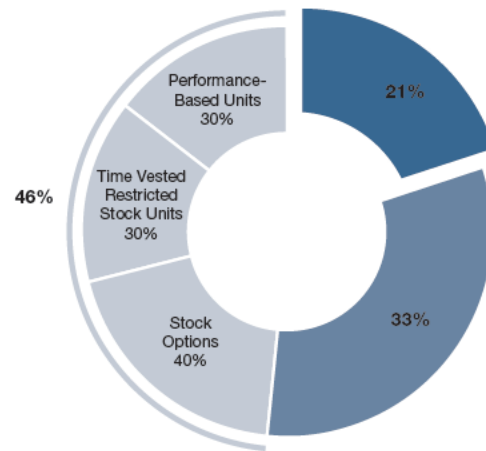
- Long Term Performance-based Compensation
- Annual Performance-based Compensation
- Fixed Compensation



Other NEOs 2014 Target Total Direct Compensation Mix

79% of other NEOs 2014 average target compensation is considered performance-based

- Long Term Performance-based Compensation
- Annual Performance-based Compensation
- Fixed Compensation



Employment Agreements

We enter into employment agreements with our senior executives when the Compensation Committee determines that it is appropriate to attract or retain an executive or where an employment agreement is consistent with our practices with respect to other similarly situated executives.

We have employment agreements with each of the named executive officers that extend to the dates shown below:

	Term Ends
Robert A. Iger	June 30, 2018
James A. Rasulo	January 31, 2015
Alan N. Braverman	March 31, 2016
Kevin A. Mayer	January 31, 2017
M. Jayne Parker	January 31, 2017

Material terms of the employment agreements with the named executive officers are reflected under "Total Direct Compensation" above and "Fiscal 2014 Decisions" and "Compensation Tables — Potential Payments and Rights on Termination or Change in Control," below.

Benefits and Perquisites

The Company provides employees with benefits and perquisites based on competitive market conditions. All salaried employees, including the named executive officers, receive the following benefits:

- health care coverage;
- life and disability insurance protection;
- reimbursement of certain educational expenses;
- access to favorably priced group insurance coverage; and
- Company matching of gifts of up to \$15,000 per employee each calendar year to qualified charitable organizations.

Continues on next page ►

Officers at the vice president level and above, including named executive officers, receive the following benefits:

- complimentary access to the Company's theme parks and some resort facilities;
- discounts on Company merchandise and resort facilities;
- for officers at the vice president level and higher before October 1, 2012, a fixed monthly payment to offset the costs of owning and maintaining an automobile;
- relocation assistance;
- eligibility for annual reimbursement of up to \$1,000 for wellness-related purposes such as fitness, nutrition and physical exams; and
- personal use of tickets acquired by the Company for business entertainment when they become available because no business use has been arranged.

Named executive officers (and some other senior executives) are also entitled to the following additional benefits and perquisites: basic financial planning services, enhanced excess liability coverage, increased relocation assistance, and an increased automobile benefit.

The Company pays the cost of security services and equipment for the Chief Executive Officer in an amount that the Board of Directors believes is reasonable in light of his security needs and, in the interest of security, requires the Chief Executive Officer to use corporate aircraft for all personal travel. Other senior executive officers are also permitted at times to use corporate aircraft for personal travel at the discretion of the Chief Executive Officer.

In fiscal 2014, the Committee approved the payment of a filing fee and related legal fees incurred in connection with a filing by Mr. Iger under the Hart-Scott-Rodino Antitrust Improvements Act (HSR). The filing was required because, due to stock price appreciation and the acquisition of shares under the equity compensation program, the dollar value of shares held by Mr. Iger exceeded thresholds established under HSR. The Committee considers it appropriate to pay these expenses because they arose as a result of the operation of the Company's equity compensation program.

Retirement Plans

Named executive officers participate in defined benefit and defined contribution retirement programs available to all of our salaried employees.

Tax-qualified defined benefit plans limit the benefit to participants whose compensation or benefits would exceed maximums imposed by applicable tax laws. To

provide retirement benefits commensurate with compensation levels, the Company offers non-qualified plans to key salaried employees, including the named executive officers, using substantially the same formula for calculating benefits as is used under the tax-qualified plans on compensation in excess of the compensation limitations and maximum benefit accruals.

Additional information regarding the terms of retirement programs for the named executive officers is included in "Compensation Tables — Pension Benefits" beginning on page 45.

Risk Management Considerations

The Compensation Committee believes that our annual performance-based bonus and equity programs are appropriately structured to incentivize the creation of long-term shareholder value, while, at the same time, through the following features, discourage behavior that could lead to excessive risk:

- **Financial Performance Metrics.** The financial metrics used to determine the amount of an executive's bonus are measures the Committee believes drive long-term shareholder value. The ranges set for these measures are intended to reward success without encouraging excessive risk taking.
- **Limit on Bonus.** The overall bonus opportunity is not expected to exceed two times the target amount, no matter how much financial performance exceeds the ranges established at the beginning of the fiscal year.
- **Equity Vesting Periods.** Performance-based stock units vest in three years. Time-based stock units and options vest annually over four years and options remain exercisable for 10 years. These periods are designed to reward sustained performance over several periods, rather than performance in a single period.
- **Equity Retention Guidelines.** Named executive officers are required to acquire within five years of becoming an executive officer, and hold as long as they are executive officers of the Company, shares (including restricted stock units) having a value of at least three times their base salary amounts, or five times in the case of the Chief Executive Officer. If these levels have not been reached, these officers are required to retain ownership of shares representing at least 75% of the net after-tax gain (100% in the case of the Chief Executive Officer) realized on exercise of options for a minimum of 12 months. Based on holdings of units and shares on January 12, 2015, each named executive officer exceeded the minimum holding requirement on that date.

- **No Hedging or Pledging.** Named executive officers (and other employees subject to the Company's insider trading compliance program) are not permitted to enter into any transaction designed to hedge, or having the effect of hedging, the economic risk of owning the Company's securities and they are prohibited from pledging Company securities.
- **Clawback Policy.** If the Company is required to restate its financial results due to material noncompliance with financial reporting requirements under the securities laws as a result of misconduct by an executive officer, applicable law permits the Company to recover incentive compensation from that executive officer (including profits realized from the sale of Company securities). In such a situation, the Board of Directors would exercise its business judgment to determine what action it believes is appropriate. Action may include recovery or cancellation of any bonus or incentive payments made to an executive on the basis of having met or exceeded performance targets during a period of fraudulent activity or a material misstatement of financial results if the Board determines that such recovery or cancellation is appropriate due to intentional misconduct by the executive officer that resulted in performance targets being achieved that would not have been achieved absent such misconduct.

At the Compensation Committee's request, management conducted its annual assessment of the risk profile of our compensation programs in December 2014. The assessment included an inventory of the compensation programs at each of the Company's segments and an evaluation of whether any program contained elements that created risks that could have a material adverse impact on the Company. Management provided the results of this assessment to Frederic W. Cook & Co., Inc., which evaluated the findings and reviewed them with the Committee. As a result of this review, the Committee determined that the risks arising from the Company's policies and practices are not reasonably likely to have a material adverse effect on the Company.

Other Considerations

Timing of Equity Awards

Equity awards are made by the Compensation Committee only on dates the Committee meets. Committee meetings are normally scheduled well in advance and are not scheduled with an eye to announcements of material information regarding the Company. The Committee may make an award with an effective date in the future contingent on commencement of employment, execution of a new employment

agreement or some other subsequent event, or may act by unanimous written consent on the date of such an event when the proposed issuances have been reviewed by the Committee prior to the date of the event.

Extended Vesting of Equity Awards

For all participants in the Company's equity award program (except certain employees outside the United States) who are age 60 or older and have at least ten years of service at the date of retirement:

- Options awarded after March 2011 (and awarded at least one year before retirement) continue to vest and remain exercisable until the earlier of five years after retirement and the original expiration date (options awarded between December 2009 and March 2011 continue to vest and remain exercisable for three, instead of five, years); and
- Restricted stock unit awards awarded at least one year before retirement continue to vest following retirement according to the original vesting schedule (including satisfaction of performance conditions other than, in some cases, the test to ensure that the compensation is deductible pursuant to Section 162(m)).


In addition, employment agreements for executive officers generally provide that options and restricted stock units continue to vest (and in the case of options, remain exercisable) according to original vesting and expiration schedules (including any extended vesting based on age and service at the end of the stated term) on the same basis as if the executive remained employed through the term of the employment agreement when the executive is terminated by the Company without cause, or if the executive terminates for good reason, before the completion of the term of his or her employment agreement.

Deductibility of Compensation

Section 162(m) of the Internal Revenue Code generally disallows a tax deduction to public corporations for compensation over \$1 million paid for any fiscal year to the corporation's chief executive officer and up to three other executive officers (other than the chief financial officer) whose compensation must be included in this proxy statement because they are our most highly compensated executive officers. Section 162(m) exempts qualifying performance-based compensation from the deduction limit if applicable requirements are met.

The Compensation Committee has structured awards to executive officers under the Company's annual performance-based bonus program and equity awards

Continues on next page ►



program to qualify for this exemption. However, the Committee believes that shareholder interests are best served if its discretion and flexibility in awarding compensation is not restricted, even though some compensation awards may result in non-deductible compensation expenses. Therefore, the Committee has approved salaries for executive officers that were not fully deductible because of Section 162(m) and may approve other compensation that is not deductible for income tax purposes.

To qualify for deduction, awards to executive officers under the annual performance-based bonus program and the long-term incentive program include a performance test based on adjusted net income in addition to the other performance tests described above. Adjusted net income means net income adjusted, as appropriate, to

exclude the following items or variances: change in accounting principles; acquisitions; dispositions of a business; asset impairments; restructuring charges; extraordinary, unusual or infrequent items; and extraordinary litigation costs and insurance recoveries. For fiscal 2014, the adjusted net income target was \$4.3 billion, and the Company achieved adjusted net income of \$7.6 billion. Net income was adjusted by reducing it to reflect the after tax effects of income recorded in connection with the settlement of litigation, gains from the sale of real estate and other investment gains (an aggregate of \$68 million) and by increasing it to reflect the after tax effects of a currency devaluation and restructuring and impairment charges (an aggregate of \$173 million). Therefore, bonuses earned in fiscal 2014 and restricted stock units vesting based on fiscal 2014 results are deductible under Section 162(m).

Compensation Process

The following table outlines the process for determining annual compensation awards.

Salaries	Performance Based Bonus	Equity Awards
<ul style="list-style-type: none"> • Annually, at the end of the calendar year, the CEO recommends salaries for executives other than himself for the following calendar year • Committee reviews proposed salary changes with input from consultant • Committee determines annual salaries for all NEOs • Committee reviews determinations with the other non-management directors 	<ul style="list-style-type: none"> • Committee participates in regular Board review of operating plans and results and review of annual operating plan at the beginning of the fiscal year • Management recommends financial and other performance measures, weightings and ranges • Early in the fiscal year, the Committee reviews proposed performance measures and ranges with input from consultant and determines performance measures and ranges that it believes establish appropriate stretch goals • CEO recommends bonus targets for executives other than himself • Early in the fiscal year, the Committee reviews bonus targets with input from its consultant and in light of the targets established by employment agreements and competitive conditions and determines bonus targets as a percentage of fiscal year end salary for each executive • After the end of the fiscal year, management presents financial results to the Committee • CEO recommends other performance factor multipliers for executives other than himself • Committee reviews the results and determines whether to make any adjustments to financial results and determines other performance factor multipliers and establishes bonus • Committee reviews determinations with the other non-management directors 	<ul style="list-style-type: none"> • In first fiscal quarter, CEO recommends grant date fair value of awards for executives other than himself • Committee reviews proposed awards with input from consultant and reviews with other non-management directors • Committee determines the dollar values of awards • Exercise price and number of options and restricted stock units are determined by formula based on market price of common shares on the date of award

Continues on next page ►

The following table outlines the process for determining terms of employment agreements and compensation plans in which the named executive officers participate.

Employment Agreements	Compensation Plans
<p><u>CEO</u></p> <ul style="list-style-type: none"> • Committee arrives at proposed terms of agreement with input from consultant • Committee recommends terms of agreement to other independent directors following negotiation with CEO • Committee participates with other non-management directors in determining terms of agreement for CEO <p><u>Other NEOs</u></p> <ul style="list-style-type: none"> • CEO recommends terms of agreements • Committee reviews proposed terms of agreements with input from consultant • Committee determines material terms of agreements, subject to consultation with Board where the Committee deems appropriate 	<ul style="list-style-type: none"> • Committee requests management and consultant to review compensation plans • Management and consultant recommend changes to compensation plans in response to requests or on their own initiative • Committee reviews proposed changes to compensation plans with input from consultant • Committee determines changes to compensation plans or recommends to Board if Board action is required • Committee participates with Board in determining changes when Board action is required

Management Input

In addition to the CEO recommendations described above, management regularly:

- provides data, analysis and recommendations to the Compensation Committee regarding the Company's executive compensation programs and policies;
- administers those programs and policies as directed by the Committee;
- provides an ongoing review of the effectiveness of the compensation programs, including competitiveness and alignment with the Company's objectives; and
- recommends changes to compensation programs if needed to help achieve program objectives.

The Committee meets regularly in executive session without management present to discuss compensation decisions and matters relating to the design and operation of the executive compensation program.

Compensation Consultant

The Compensation Committee has retained the firm of Frederic W. Cook & Co., Inc. as its compensation consultant. The consultant assists the Committee's development and evaluation of compensation policies and practices and the Committee's determinations of compensation awards by:

- attending Committee meetings;

- meeting with the Committee without management present;
- providing third-party data, advice and expertise on proposed executive compensation awards and plan designs;
- reviewing briefing materials prepared by management and outside advisers and advising the Committee on the matters included in these materials, including the consistency of proposals with the Committee's compensation philosophy and comparisons to programs at other companies; and
- preparing its own analysis of compensation matters, including positioning of programs in the competitive market and the design of plans consistent with the Committee's compensation philosophy.

The Committee considers input from the consultant as one factor in making decisions on compensation matters, along with information and analyses it receives from management and its own judgment and experience.

The Compensation Committee has adopted a policy requiring its consultant to be independent of Company management. The Committee performs an annual assessment of the consultant's independence to determine whether the consultant is independent. The Committee assessed Frederic W. Cook & Co. Inc.'s independence in December 2014 and confirmed that the firm's work has not raised any conflict of interest and the firm is independent under the policy.

2014 Compensation Decisions

This section discusses the specific decisions made by the Compensation Committee in fiscal 2014 or with respect to fiscal 2014 compensation.

Investor Engagement

At our 2014 Annual Meeting, 80% of shares cast voted in favor of the advisory vote on executive compensation. We maintain a robust shareholder engagement program, speaking with most of our fifteen largest investors and contacting over two-thirds of our largest 100 investors, seeking input on compensation and governance matters. To enable the Board and the Compensation Committee to consider direct shareholder feedback, the Compensation Committee is updated on these conversations with investors and participates directly in a number of them. Based on this engagement, the Committee understands that a number of shareholders are focused on the alignment of pay and performance as well as the absolute level of executive compensation, particularly for the Chief Executive Officer.

The Committee remains committed to pay for performance and believes that recent compensation demonstrates this alignment. The Company's extraordinary financial performance in fiscal 2014 led to an increase in Mr. Iger's total compensation for fiscal 2014 over 2013, and an increase in total compensation for executive officers in the aggregate. This followed a decrease in total compensation for fiscal 2013 compared to fiscal 2012, despite growth in diluted earnings per share, net income attributable to shareholders and segment operating income growth of 8% in that period.

Employment Agreements

Employment Agreement with Mr. Iger

In light of the strong performance of the Company during Mr. Iger's tenure as Chief Executive Officer, and reflecting the confidence shareholders have expressed in Mr. Iger's leadership, the Board began discussions with Mr. Iger in fiscal 2014 to persuade him to extend his tenure as Chief Executive Officer by two years, through June 2018.

These efforts culminated on October 2, 2014, when the Board voted to amend Mr. Iger's employment agreement to extend the period during which Mr. Iger would remain employed by the Company and serve as Chairman and Chief Executive Officer from June 30, 2016 to June 30, 2018, on terms recommended by the Compensation Committee. Except as described below and in "Compensation Tables — Potential Payments and Rights on Termination and Change in Control," the remaining terms of the Mr. Iger's employment agreement were unchanged.

The amendment provides that Mr. Iger's annual compensation for the extended employment period will be determined on the same basis as his annual compensation for fiscal 2016. His annual salary remains unchanged, as does his target annual incentive under the Company's Management Incentive Bonus Program. His target equity award value for fiscal year 2017 and 2018 also will be the same, and will have the same terms and conditions as for fiscal year 2016. The agreement further provides that Mr. Iger may retire any time after June 30, 2016 with at least six months advance written notice to the Company.

To provide an incentive for Mr. Iger to agree to extend his tenure and stay through the end of the term, the Board offered Mr. Iger the opportunity to earn a special incentive retention award tied to the attainment of cumulative adjusted operating income for fiscal years 2014 through 2018, which the Board believes would, if attained, result in meaningful incremental shareholder value. Specifically, Mr. Iger has the opportunity to receive a cash award if the Company's five-year cumulative adjusted operating income exceeds \$76.01 billion. The amount of the award will increase to the extent that the aggregate adjusted operating income exceeds this threshold, in accordance with the following table, with amounts payable at results between the stated performance levels determined by linear interpolation:

Cumulative Adjusted Operating Income For Five Fiscal Years Ending September 29, 2018 (In billions)	Earned Award (In millions)
Less than \$76.010	\$0
\$76.389	\$10
\$76.771	\$20
\$77.154	\$30
\$77.539	\$40
\$77.925	\$50
\$78.314 or more	\$60

To receive any award, Mr. Iger must remain employed by the Company through June 30, 2018, except that a portion may be paid if (i) he dies, (ii) he terminates employment due to disability, (iii) the Company exercises its right to terminate other than for cause, or (iv) Mr. Iger terminates for good reason. Payments in these cases will be pro-rated for the length of his service and will depend on achievement of the cumulative adjusted operating income levels as described under "Compensation Tables — Potential Payments and Rights on Termination or Change in Control," beginning on page 46. The impact of termination on Mr. Iger's equity awards is also described in that section, and was not changed under the new agreement.

Continues on next page ►

Performance Goals

The Compensation Committee sets performance goals for each fiscal year early in that year, and evaluates performance against those goals after the fiscal year has ended to arrive at its compensation decisions.

Setting Goals

Financial Performance

In December 2013, the Compensation Committee selected the following financial measures and relative weights for calculating the portion of the named executive officers' bonuses that is based on financial performance:

- segment operating income (25.0%)
- earnings per share (28.6%)
- after-tax free cash flow (21.4%)
- return on invested capital (25.0%)

These are the same measures used in recent years, and the Committee selected them because it believes successful performance against these measures promotes the creation of long-term shareholder value. The Committee places slightly more weight on earnings per share and slightly less weight on after-tax free cash flow because, between the two, it believes earnings per share is somewhat more closely related to shareholder value.

The Committee also established performance ranges for each of the measures in December 2013. These ranges are used to determine the multiplier that is applied to 70% of each named executive officer's target bonus. The overall financial performance multiple is equal to the weighted average of the performance multiples for each of the four measures. The performance multiple for each measure is zero if performance is below the bottom of the range and varies from 35% at the low end of the range to a maximum of 200% at the top end of the range. In light of the goals established for the year and expected economic conditions, the Committee believes the top of each range represents extraordinary performance and the bottom represents disappointing performance. The target for 70% of an executive's bonus that is tied to these measures generally cannot be achieved unless there is meaningful growth across the four financial measures on a weighted basis.

In establishing ranges for fiscal 2014, the Committee considered the Company's performance in recent years, including record revenue, net income and earnings per

share in each of the three years ending with fiscal 2013. The following table shows actual performance in fiscal 2013 and the target ranges chosen by the Committee for fiscal 2014 (dollars in millions except per share amounts):

	Fiscal 2013 Actual	Fiscal 2014 Target Range
Segment Operating Income*	\$10,724	\$9,687-\$12,623
Adjusted earnings per share*	\$3.39	\$3.03-\$4.19
After-tax free cash flow**	\$7,519	\$3,615-\$9,531
Return on Invested Capital***	10.5%	9.0%-11.7%

* For purposes of the annual performance-based bonuses, "segment operating income" and "adjusted earnings per share" are calculated as set forth in Annex A.

** For purposes of the annual performance-based bonuses, "after-tax free cash flow" was defined as cash provided by operations less investments in parks, resorts and other properties, all on an equity basis (i.e., including Euro Disney, Hong Kong Disneyland and Shanghai Disney Resort on a basis that reflects actual ownership percentage rather than on a consolidated basis).

*** For purposes of the annual performance-based bonuses "return on invested capital" was defined as the aggregate segment operating income less corporate and unallocated shared expenses (both on an after tax basis), divided by average net assets (including net goodwill) invested in operations, all on an equity basis (i.e., including Euro Disney, Hong Kong Disneyland and Shanghai Disney Resort on a basis that reflects actual ownership percentage rather than on a consolidated basis).

Other Performance Factors

The Committee also established other performance factors for fiscal 2014 in December 2013. The Committee established the following factors based on the recommendation of Mr. Iger and the strategic objectives of the Company:

- Foster quality, creativity and innovation in how we create, market and distribute all of our products
- Drive long-term growth internationally, particularly through recent acquisitions and initiatives
- Manage efficiency across all areas of spending
- Invest in our people including an emphasis on diversity, leadership and improved communications

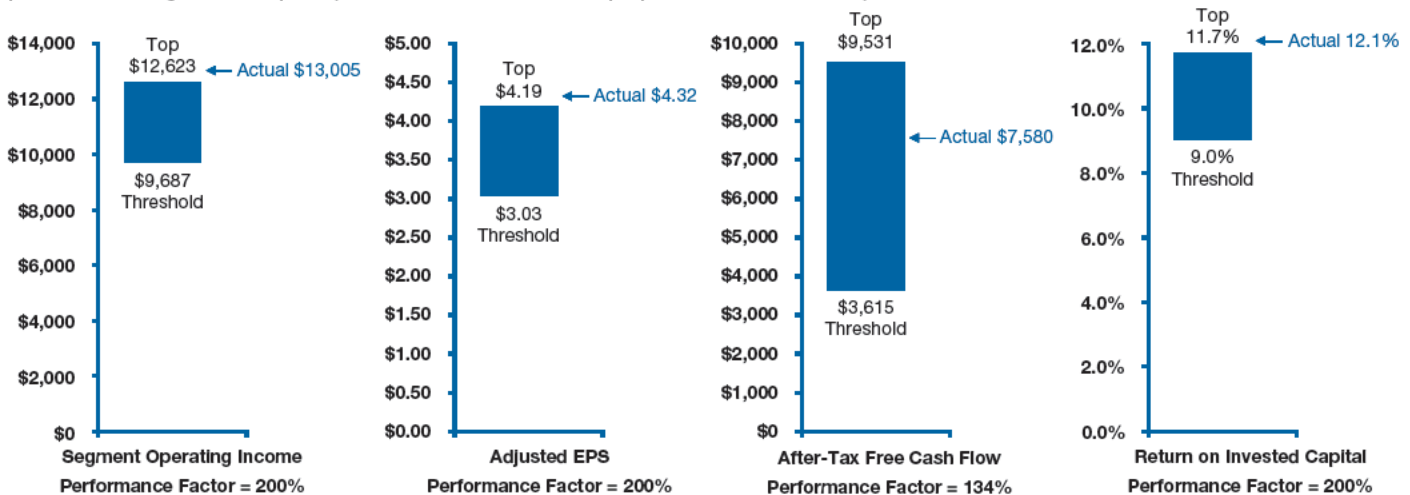
Evaluating Performance

After the fiscal year ended, the Compensation Committee reviewed the overall performance of the Company. Driven by strong performance across all segments, the Company delivered exceptional financial results in fiscal year 2014 and unusually strong shareholder returns relative to both the S&P 500 and its Media Peers. Data detailing this performance is set forth in the proxy statement summary beginning on page 1.

The exceptional financial performance drove growth in each of the four financial measures used to determine 70% of each named executive officer's bonus award. Segment operating income grew 21.3% off of 7.6% growth in fiscal 2013, adjusted earnings per share grew 27.4% off of 10.4% growth in the prior year, and return on invested capital grew 160 basis points to 12.1%. After-tax free cash flow grew 0.8% to

\$7.6 billion, which represented continued strong performance off of the 57.7% increase in fiscal 2013. Achievement of these results generated a performance factor equal to the maximum of 200% for each of the measures except after-tax free cash flow, which generated a factor of 134%. The weighted financial performance factor was 186%.

The following chart shows actual performance with respect to each of these measures relative to the ranges established at the beginning of the fiscal year and the resulting performance factor used in calculating the aggregate financial performance goal multiple. (Dollars in millions except per share amounts.)



In comparing actual performance for fiscal 2014 to the performance ranges, the Compensation Committee excluded the impacts of the after tax effects of income recorded in connection with the settlement of litigation, gains from the sale of real estate and other investment gains and the after tax effects of a currency devaluation and restructuring and impairment charges.

The Committee also evaluated performance of each executive officer against the other performance factors established at the beginning of the year. While based on the individual factors for each executive discussed below, the evaluations took into account the benefits realized in fiscal 2014 from the successful execution of the Company's long-term strategy to develop quality entertainment, respond to technological change and promote growth of our international business.

Individual Compensation Decisions

The following table summarizes compensation decisions made by the Committee with respect to each of the named executive officers. The Committee established the calendar year salary for each named executive officer early in the fiscal year. The final bonus award was calculated after the fiscal year ended using the financial performance factor of 186% described above and the other performance factors determined by the Committee described below applied to the target bonus opportunity for that executive, which was established by the Committee early in the fiscal year. The dollar value of the equity award was determined early in the fiscal year.

	Salary	Performance-Based Bonus			Equity Awards			
	Calendar 2014 Salary	Target	Financial Performance Factor*	Other Performance Factor**	Award Amount	Target Performance Dollar Value	Time-Based Units***	Options***
Robert A. Iger	\$2,500,000	\$12,000,000	186%	200%	\$22,810,000	\$16,678,730	114,884	435,220
James A. Rasulo	\$1,770,000	\$3,540,000	186%	200%	\$6,730,000	\$5,500,000	22,731	114,815
Alan N. Braverman	\$1,400,000	\$2,800,000	186%	200%	\$5,325,000	\$3,000,000	12,399	62,627
Kevin A. Mayer	\$935,000	\$1,168,750	186%	200%	\$2,222,000	\$2,000,000	8,266	41,751
M. Jayne Parker	\$730,000	\$912,500	186%	200%	\$1,735,000	\$2,000,000	8,266	41,751

* Multiplied by 70% of the target amount.

** Multiplied by 30% of the target amount.

*** The number of restricted stock units and options was calculated from the dollar value of the award as described in the table on page 32.

Continues on next page ►

The compensation set forth above and described below differs from the total compensation reported in the Summary Compensation Table as follows:

- The dollar value of equity awards differs from the aggregate dollar value for equity awards reported in the Summary Compensation Table and the Fiscal 2014 Grants of Plan Based Awards Table because the dollar value reported in this table for performance-based restricted stock units is equal to the grant-date share price multiplied by the number of target shares granted. This amount is less than the amount reported in the other tables, which report the cost used for accounting purposes and which adjusts for the probability that strong performance will increase the number of units vesting over the target number of units. The Committee generally uses the dollar value included in the table above to determine awards because employment agreement provisions regarding equity awards are based on this value.
- The compensation set forth above does not include the change in pension value and nonqualified

deferred compensation earnings as the change in pension value does not reflect decisions made by the Committee during the fiscal year.

- The compensation set forth above does not include perquisites and benefits and other compensation as these items are generally determined by contract and do not reflect decisions made by the Committee during the fiscal year.

The Committee's determination on each of these matters was based on the recommendation of Mr. Iger (except in the case of his own compensation), the parameters established by the executive's employment agreement and the factors described below. In addition, in determining equity awards, the Committee considered its overall long-term incentive guidelines for all executives, which attempt to balance in the context of the competitive market for executive talent, the benefits of incentive compensation tied to performance of the Company's common stock with the dilutive effect of equity compensation awards.

Mr. Iger

Salary	Mr. Iger's 2014 salary was unchanged from his 2013 salary and is equal to the amount set in his employment agreement.
Performance-based Bonus	<p>Target Bonus Mr. Iger's fiscal 2014 target bonus amount was unchanged from fiscal 2013 and is equal to the amount set in his employment agreement</p> <p>Other Performance Factor The Committee applied a factor of 200% with respect to other performance factors for Mr. Iger in fiscal 2014 compared to a factor of 115% in fiscal 2013. This factor reflected the Committee's judgment that Mr. Iger's leadership in articulating and implementing the Company's long-term strategy was a substantial driver of the extraordinary results in fiscal 2014 and continued to position the Company for future growth. Key accomplishments demonstrating this leadership included:</p> <ul style="list-style-type: none"> • Extraordinary creative successes in the Company's entertainment offerings, including the record-setting animated movie <i>Frozen</i> and the new franchise <i>Guardians of the Galaxy</i> from Marvel, and the successful management of the franchise value of that content throughout the Company's businesses to drive long-term returns; • The continued successful integration of Lucasfilm franchises throughout the Company's business and the development of <i>Star Wars: The Force Awakens</i>; • Continued development and expansion of scope of Shanghai Disney Resort, which is a key element in the Company's long-term strategy to expand its presence in the Asian market; • The acquisition of Maker Studios to establish a leading presence in short-form online content and integrate its technology and programming expertise across the enterprise; • Successes in the completion of the expansion of Fantasyland and the launch of MyMagic+ to all guests at Walt Disney World. • Achievement of annual profitability at the Interactive segment for the first time driven by the success of <i>Infinity and Tsum Tsum</i>; • Continued strong leadership and development of executive talent; and • Achievement of the highest ranking among media and entertainment companies in several independent studies including Forbes' Most Valuable Brands, Interbrand's Best Global Brands and Fortune's Most Admired Companies.

Equity Award Value	<p>The Committee determined that the accounting cost of the equity award to Mr. Iger should be unchanged from the accounting cost of the award Mr. Iger received in fiscal 2013. The equity award value of \$16,678,730 is the value (using the stock price on the equity award date of the target number of performance units to calculate the value) of an award that has an <i>accounting cost</i> equal to the accounting cost of the award Mr. Iger received in fiscal 2013.</p> <p>Mr. Iger's employment agreement provides that restricted stock units awarded after October 2, 2011, will have the performance test for units awarded in fiscal 2012 unless the Committee revises the test in a way that does not materially diminish the value of the grant to Mr. Iger or the opportunity for such awards to become vested. Although the Committee established a new performance test in November 2012 that diminishes the opportunity for such awards to vest, Mr. Iger voluntarily agreed to accept awards that are subject to the newly established performance test. As discussed in prior proxy statements, the Committee separately determined that the value of the awards to Mr. Iger in fiscal 2013 and 2014 would be adjusted to provide an equivalent probability of vesting as measured by the accounting cost of his awards such that the accounting cost of awards would be equivalent to the cost of awards under the test that was in effect for fiscal 2012.</p>
--------------------	---------------------------------------------------------------------------------------------------------------------------------------------------------------------------------------------------------------------------------------------------------------------------------------------------------------------------------------------------------------------------------------------------------------------------------------------------------------------------------------------------------------------------------------------------------------------------------------------------------------------------------------------------------------------------------------------------------------------------------------------------------------------------------------------------------------------------------------------------------------------------------------------------------------------------------------------------------------------------------------------------------------------------------------------------------------------------------------------------------------------------------------------------------------------------------------------------------------------------------------------------------------------------------------------------------------------------------------------------------------------------------------------------------------------------------------------------------------------------------------------

Mr. Rasulo

Salary	<p>The Committee increased Mr. Rasulo's 2013 salary by 4% to \$1,770,000 to reflect changes in the market for executive talent and his continued outstanding performance.</p>
Performance-based Bonus	<p>Target Bonus Mr. Rasulo's target bonus for fiscal 2014 is equal to two times his fiscal year end salary, as set forth in his employment agreement.</p> <p>Other Performance Factor The Committee applied a factor of 200% with respect to other performance factors for Mr. Rasulo in fiscal 2014 compared to a factor of 115% in fiscal 2013. The determination this year reflected Mr. Iger's recommendation and Mr. Rasulo's accomplishments during the year including:</p> <ul style="list-style-type: none"> • Effective management of efficiency across multiple areas of spending including leadership of a company-wide project that significantly reduced overhead costs over the past two years; • Leadership of multiple initiatives to build direct to consumer capabilities across the Company through data analysis and the use of business intelligence technology; • Maintaining a strong balance sheet, including successful debt offerings and negotiation of the recapitalization of Disneyland Paris; • Continued reorganization and consolidation of corporate functions including sourcing and procurement, product integrity, cash forecasting, collections and corporate financial decision support; • Supported the acquisition and integration of Maker Studios, opening a new content and distribution platform for the Company; and • Management of the Disney Citizenship group, furthering outreach in philanthropy, conservation and healthy living and resulting in continued national recognition for the Company in this arena.
Equity Award Value	<p>The equity award value for Mr. Rasulo is equal to 3.1 times his fiscal year end salary (compared to the anticipated value of three times his fiscal year end salary set forth in his employment agreement) based on Mr. Iger's recommendation and Mr. Rasulo's continued outstanding performance.</p>

Continues on next page ►

Mr. Braverman

Salary	The Committee increased Mr. Braverman's 2014 salary by 8% to \$1,400,000 to reflect changes in the market for executive talent and his continued outstanding performance.
Performance-based Bonus	<p>Target Bonus Mr. Braverman's target bonus for fiscal 2014 is equal to two times his fiscal year end salary, as set forth in his employment agreement.</p> <p>Other Performance Factor The Committee applied a factor of 200% with respect to other performance factors for Mr. Braverman in fiscal 2014 compared to a factor of 115% in fiscal 2013. The determination this year reflected Mr. Iger's recommendation and Mr. Braverman's accomplishments during the year including:</p> <ul style="list-style-type: none">• Continued leadership of the Company's legal positions on significant litigation matters including upholding the Company's intellectual property rights in connection with the <i>Aereo</i> decision in the United States Supreme Court;• Oversight of due diligence on significant acquisitions, including Maker Studios;• Continued oversight and enhancement of the Company's compliance function;• Development and implementation of uniform Company policies around the collection and use of consumer data to manage both legal privacy and brand risks; and• Launch of the Company's pro bono legal program, including assistance in adoptions and legal assistance to non-profits that serve underprivileged children.
Equity Award Value	The equity award value for Mr. Braverman is equal to 2.1 times his fiscal year end salary (compared to the anticipated value of two times his fiscal year end salary set forth in his employment agreement) based on Mr. Iger's recommendation and Mr. Braverman's continued outstanding performance.

Mr. Mayer

Salary	The Committee increased Mr. Mayer's salary by 4% to \$935,000 to reflect changes in the market for executive talent and his continued outstanding performance.
Performance-based Bonus	<p>Target Bonus Mr. Mayer's target bonus for fiscal 2014 is equal to 1.25 times his fiscal year end salary, as set forth in his employment agreement.</p> <p>Other Performance Factor The Committee applied a factor of 200% with respect to other performance factors for Mr. Mayer in fiscal 2014 compared to a factor of 115% in fiscal 2013. The determination this year reflected Mr. Iger's recommendation and Mr. Mayer's accomplishments during the year including:</p> <ul style="list-style-type: none">• Successful completion of the acquisition of Maker Studios;• Providing strategic advice with respect to the restructuring of the Interactive segment, resulting in significant cost reductions;• Launch of the Disney Accelerator initiative and successful engagement of technology-driven media and entertainment start-ups; and• Leadership of a review of key industry dynamics and consumer behavior and application of them to the Company's corporate growth strategy including investment opportunities and potential acquisition targets.
Equity Award Value	The annual equity award value for Mr. Mayer is equal to 2.1 times his fiscal year end salary (compared to the anticipated value of two times his fiscal year end salary set forth in his employment agreement) based on Mr. Iger's recommendation and Mr. Mayer's continued outstanding performance.

Ms. Parker

Salary	The Committee increased Ms. Parker's salary by 4% to \$730,000, to reflect changes in the market for executive talent and her continued outstanding performance.
Performance-based Bonus	<p>Target Bonus Ms. Parker's target bonus for fiscal 2014 is equal to 1.25 times her fiscal year end salary, as set forth in her employment agreement.</p> <p>Other Performance Factor The Committee applied a factor of 200% with respect to other performance factors for Ms. Parker in fiscal 2014 compared to a factor of 115% in fiscal 2013. The determination this year reflected Mr. Iger's recommendation and Ms. Parker's accomplishments during the year including:</p> <ul style="list-style-type: none"> • Continued development of the human relations function including enhanced integration of talent strategies, realization of greater cost efficiencies, development of a new performance and succession planning strategy and harmonization of compensation and benefit programs across the Company; • Leadership of an employee survey with record levels of participation and meaningful improvement across critical focus areas; • Enhancement of recruitment practices including increased diversity at the executive level and expanded hiring of veterans; • Implementation of strategic health care changes designed to provide market competitive options, improve health care services, promote health and wellness and lower overall cost increases; and • Continued integration of strong global security practices responsive to potential terrorist and criminal threats, data security threats and protection of intellectual property.
Equity Award Value	The equity award value for Ms. Parker is equal to 2.7 times her fiscal year end salary (compared to the anticipated value of two times her fiscal year end salary set forth in her employment agreement) based on Mr. Iger's recommendation, Ms. Parker's continued outstanding performance and the market for executive talent.

Compensation Committee Report

The Compensation Committee has:

- (1) reviewed and discussed the Compensation Discussion and Analysis included in this proxy statement with management; and
- (2) based on this review and discussion, recommended to the Board of Directors that the Compensation Discussion and Analysis be included in the Company's proxy statement relating to the 2015 Annual Meeting of shareholders.

Members of the Compensation Committee

Susan E. Arnold (Chair)
Fred H. Langhammer
Aylwin B. Lewis
Monica C. Lozano

Continues on next page ►

Compensation Tables

Fiscal 2014 Summary Compensation Table

The following table provides information concerning the total compensation earned in fiscal 2012, fiscal 2013 and fiscal 2014 by the chief executive officer, the chief financial officer and the three other persons serving as executive officers at the end of fiscal 2014 who were the most highly compensated executive officers of the Company in fiscal 2014. These five officers are referred to as the named executive officers or NEOs in this proxy statement. Information regarding the amounts in each column follows the table.

Name and Principal Position	Fiscal Year	Salary	Stock Awards ¹	Option Awards	Non-Equity Incentive Plan Compensation	Change in Pension Value and Nonqualified Deferred Compensation Earnings ²	All Other Compensation	Total
Robert A. Iger Chairman and Chief Executive Officer	2014	\$2,500,000	\$8,943,204	\$8,339,396	\$22,810,000	\$2,795,268	\$1,109,150	\$46,497,018
	2013	2,500,000	8,804,278	8,478,239	13,570,000	—	968,538	34,321,055
	2012	2,500,000	9,532,500	7,750,008	16,520,000	3,124,640	800,700	40,227,848
James A. Rasulo Senior Executive Vice President and Chief Financial Officer	2014	1,751,962	3,419,550	2,200,009	6,730,000	2,039,997	36,261	16,177,779
	2013	1,649,231	3,118,894	2,039,996	3,850,000	—	37,912	10,696,033
	2012	1,487,500	3,010,525	1,800,010	4,075,000	1,791,533	32,548	12,197,116
Alan N. Braverman Senior Executive Vice President, General Counsel and Secretary	2014	1,374,231	1,865,250	1,200,017	5,325,000	760,263	60,544	10,585,305
	2013	1,284,769	1,590,028	1,040,008	2,950,000	—	58,632	6,923,437
	2012	1,230,000	1,672,514	1,000,003	3,370,000	970,913	56,328	8,299,758
Kevin A. Mayer Executive Vice President, Corporate Strategy and Business Development	2014	925,981	1,243,500	800,005	2,222,000	571,782	40,142	5,803,410
	2013	866,785	1,400,869	719,998	1,275,000	—	31,738	4,294,390
	2012	763,552	1,010,249	604,001	1,307,000	486,821	35,517	4,207,140
M. Jayne Parker Executive Vice President and Chief Human Resources Officer	2014	722,269	1,243,500	800,005	1,735,000	880,174	37,339	5,418,287
	2013	687,308	856,177	560,005	990,000	—	40,425	3,133,915
	2012	643,750	936,625	560,005	1,105,000	705,057	38,680	3,989,117

¹ Stock awards for each fiscal year include awards subject to performance conditions that were valued based on the probability that performance targets will be achieved. Assuming the highest level of performance conditions are achieved, the grant date stock award values would be as follows:

Fiscal Year	Mr. Iger	Mr. Rasulo	Mr. Braverman	Mr. Mayer	Ms. Parker
2014	\$12,509,144	\$4,125,108	\$2,250,109	\$1,500,072	\$1,500,072
2013	12,717,432	3,825,080	1,950,046	1,650,121	1,050,035
2012	11,625,000	3,375,028	1,875,015	1,132,566	1,050,028

² As described more fully under "Change in Pension Value and Nonqualified Deferred Compensation Earnings" below, changes in pension value were driven largely by changes in the discount rate applied to calculate the present value of future pension payments. In fiscal 2013, an increase in the discount rate caused the change in the pension value to be negative for each of the named executive officers. The changes in pension value in fiscal 2013 were \$(531,988), \$(309,208), \$(164,742), \$(138,062) and \$(49,723) for Mr. Iger, Mr. Rasulo, Mr. Braverman, Mr. Mayer and Ms. Parker, respectively.

Salary. This column sets forth the base salary earned during each fiscal year, none of which was deferred.

Stock Awards. This column sets forth the grant date fair value of the restricted stock unit awards granted to the named executive officers during each fiscal year as part of the Company's long-term incentive compensation program. The grant date fair value of these awards was calculated by multiplying the number of units awarded by the average of the high and low trading price of the

Company's common stock on the grant date, subject to valuation adjustments for restricted stock unit awards subject to performance-based vesting conditions other than the test to assure deductibility under Section 162(m) of the Internal Revenue Code. The valuation adjustments, which reflect the fact that the number of shares received on vesting varies based on the level of performance achieved, were determined using a Monte Carlo simulation that determines the probability that the performance targets will be

achieved. The grant date fair value of the restricted stock unit awards granted during fiscal 2014 is also included in the Fiscal 2014 Grants of Plan Based Awards table on page 38.

Option Awards. This column sets forth the grant date fair value of options to purchase shares of the Company's common stock granted to the named executive officers during each fiscal year. The grant-date fair value of these options was calculated using a binomial option pricing model. The assumptions used in estimating the fair value of these options are set forth in footnote 12 to the Company's Audited Financial Statements for fiscal 2014. The grant date fair value of the options granted during fiscal 2014 is also included in the Fiscal 2014 Grants of Plan Based Awards table on page 38.

Non-Equity Incentive Plan Compensation. This column sets forth the amount of compensation earned by the named executive officers under the Company's annual performance-based bonus program during each fiscal year. A description of the Company's annual performance-based bonus program is included in the discussion of "2014 Total Direct Compensation" in the "Executive Compensation Program Structure" section, and the determination of performance-based bonuses for fiscal 2014 is described in the "2014 Compensation Decisions" section, of the *Compensation Discussion and Analysis*, beginning on page 30.

Change in Pension Value and Nonqualified Deferred Compensation Earnings. This column reflects the aggregate change in the actuarial present value of each named executive officer's accumulated benefits under all defined benefit plans, including supplemental plans, during each fiscal year. The amounts reported in this column vary with a number of factors, including the discount rate applied to determine the value of future payment streams. The discount rate used pursuant to pension accounting rules to calculate the present value of future payments was 4.75% for fiscal 2011, 3.85% for fiscal 2012, 5.00% for fiscal 2013 and 4.40% for fiscal 2014. The decreases in fiscal 2012 and 2014 drove substantial increases in the present value of future payments, whereas the increase in fiscal 2013 drove a decline for that year noted in the footnote to the table. Neither the increase nor the decrease in pension value resulting from changes in the discount rate results in any increase or decrease in benefits payable to participants under the plan.

None of the named executive officers was credited with earnings on deferred compensation other than Mr. Iger, whose earnings on deferred compensation, which are disclosed below under "Deferred Compensation," were not payable at above market rates and therefore are not reported in this column.

All Other Compensation. This column sets forth all of the compensation for each fiscal year that we could not properly report in any other column of the table, including:

- the incremental cost to the Company of perquisites and other personal benefits;
- the amount of Company contributions to employee savings plans;
- the dollar value of insurance premiums paid by the Company with respect to excess liability insurance for the named executive officers; and
- the dollar amount of matching charitable contributions made to charities pursuant to the Company's charitable gift matching program, which is available to all regular US employees with at least one year of service.

The dollar amount of matching charitable contributions was \$15,000, \$15,000, \$2,000 and \$20,000 (\$10,000 in calendar 2013 and \$10,000 in calendar 2014) for Mr. Iger, Mr. Rasulo, Mr. Braverman and Mr. Mayer, respectively.

In accordance with the SEC's interpretations of its rules, this column also sets forth the incremental cost to the Company of certain items that are provided to the named executive officers for business purposes but which may not be considered integrally related to his or her duties.

The following table sets forth the incremental cost to the Company of each perquisite and other personal benefit that exceeded the greater of \$25,000 or 10% of the total amount of perquisites and personal benefits for a named executive officer in fiscal 2014.

	Personal Air Travel	Security	Other	Total
Robert A. Iger	\$391,411	\$614,582	\$82,349	\$1,088,342
James A. Rasulo	—	—	15,607	15,607
Alan N. Braverman	—	—	52,601	52,601
Kevin A. Mayer	—	—	14,760	14,760
M. Jayne Parker	—	—	31,432	31,432

The incremental cost to the Company of the items specified above was determined as follows:

- Personal air travel: the actual catering costs, landing and ramp fees, fuel costs and lodging costs incurred by flight crew plus a per hour charge based on the average hourly maintenance costs for the aircraft during the year for flights that were purely personal in nature, and a pro rata portion of catering costs where personal guests accompanied a named executive officer on flights that were business in nature. Where a personal flight

Continues on next page ►

coincided with the repositioning of an aircraft following a business flight, only the incremental costs of the flight compared to an immediate repositioning of the aircraft are included. As noted on page 24, above, Mr. Iger is required for security reasons to use corporate aircraft for all of his personal travel.

- Security: the actual costs incurred by the Company for providing security services and equipment.

The "Other" column in the table above includes, to the extent a named executive officer elected to receive any of these benefits, the incremental cost to the Company of the vehicle benefit, personal air travel where the cost to the Company was less than \$25,000, reimbursement of up to \$1,000 for wellness-related purposes such as fitness, nutrition and stress management, and

reimbursement of expenses for financial consulting. With respect to Mr. Iger, the "Other" column also includes the filing fee and related legal fees incurred in connection with a filing by Mr. Iger under the Hart-Scott-Rodino Antitrust Improvements Act that was required as a result of Mr. Iger's participation in the Company's equity compensation program.

The named executive officers also were eligible to receive the other benefits described in the *Compensation Discussion and Analysis* under the discussion of "Benefits and Perquisites" in the "Compensation Program Elements" section, which involved no incremental cost to the Company or are offered through group life, health or medical reimbursement plans that are available generally to all of the Company's salaried employees.

Fiscal 2014 Grants of Plan Based Awards Table

The following table provides information concerning the range of awards available to the named executive officers under the Company's annual performance-based bonus program for fiscal 2014 and information concerning the option grants and restricted stock unit awards made to the named executive officers during fiscal 2014. Additional information regarding the amounts reported in each column follows the table.

	Grant Date	Estimated Possible Payouts Under Non-Equity Incentive Plan Awards			Estimated Future Payouts Under Equity Incentive Plan Awards			All Other Awards: Number of Securities Underlying Options	Exercise or Base Price of Option Awards	Grant Date Closing Price of Shares Underlying Options	Grant Date Fair Value of Stock and Option Awards
		Threshold	Target	Maximum	Threshold	Target	Maximum				
Robert A. Iger	12/19/13							435,220	\$72.59	\$72.97	\$8,339,396
	12/19/13				57,442	114,884	172,326				8,943,204 ¹
		\$4,200,000	\$12,000,000	\$24,000,000							
James A. Rasulo	12/19/13							114,815	\$72.59	\$72.97	\$2,200,009
	(A)12/19/13					22,731					1,650,043
	(B)12/19/13				11,366	22,731	34,097				1,769,507 ¹
		\$1,239,000	\$3,540,000	\$7,080,000							
Alan N. Braverman	12/19/13							62,627	\$72.59	\$72.97	\$1,200,017
	(A)12/19/13					12,399					900,043
	(B)12/19/13				6,200	12,399	18,599				965,207 ¹
		\$980,000	\$2,800,000	\$5,600,000							
Kevin A. Mayer	12/19/13							41,751	\$72.59	\$72.97	\$800,005
	(A)12/19/13					8,266					600,029
	(B)12/19/13				4,133	8,266	12,399				643,471 ¹
		\$409,063	\$1,168,750	\$2,337,500							
M. Jayne Parker	12/19/13							41,751	\$72.59	\$72.97	\$800,005
	(A)12/19/13					8,266					600,029
	(B)12/19/13				4,133	8,266	12,399				643,471 ¹
		\$319,375	\$912,500	\$1,825,000							

¹ Stock awards for fiscal 2014 subject to performance conditions in addition to the test to assure deductibility under Section 162(m) were valued based on the probability that performance targets will be achieved. Assuming the highest level of performance conditions are achieved, the grant date fair values for performance-based stock awards made in fiscal 2014 would be \$12,509,144, \$2,475,065, \$1,350,065, \$900,043 and \$900,043 for Mr. Iger, Mr. Rasulo, Mr. Braverman, Mr. Mayer and Ms. Parker, respectively.

Grant date. The Compensation Committee made the annual grant of stock options and restricted stock unit awards for fiscal 2014 on December 19, 2013. The Compensation Committee approved awards under the annual performance-based bonus program on December 2, 2014.

Estimated Possible Payouts Under Non-equity Incentive Plan Awards. As described in the Compensation Discussion and Analysis, the Compensation Committee sets the target bonus opportunity for the named executive officers at the beginning of the fiscal year under the Company's annual performance-based bonus program and the Amended and Restated 2002 Executive Performance Plan, and the actual bonuses for the named executive officers may, except in special circumstances such as unusual challenges or extraordinary successes, range from 35% to 200% of the target level based on the Compensation Committee's evaluation of financial and other performance factors for the fiscal year. The bonus amount may be zero, if actual performance is below the specified threshold level (including the Section 162(m) test), or less than the calculated amounts if the Compensation Committee otherwise decides to reduce the bonus. As addressed in the discussion of 2014 Compensation Decisions in the *Compensation Discussion and Analysis*, the employment agreements of each executive officer require that the target used to calculate the bonus opportunity (but not the actual bonus awarded) be at least the amount specified in each agreement. This column shows the range of potential bonus payments for each named executive officer from the threshold to the maximum based on the target range set at the beginning of the fiscal year. The actual bonus amounts received for fiscal 2014 are set forth in the "Non-Equity Incentive Plan Compensation" column of the Summary Compensation Table.

Estimated Future Payouts Under Equity Incentive Plan Awards. This column sets forth the number of restricted stock units awarded to the named executive officers during fiscal 2014 that are subject to the test to assure eligibility for deduction under Section 162(m) and/or to performance tests as described below. These include units awarded to each of the named executive officers as part of the annual grant in December 2013. Each of Mr. Iger's awards is subject to both the test to assure eligibility under Section 162(m) and the performance tests described below. The units in row A for each of the other named executive officers are subject to the test to assure eligibility under Section 162(m) and the units in row B are subject to this test as well as the performance tests described below.

The vesting dates for all of the outstanding restricted stock unit awards held by the named executive officers as of the end of fiscal 2014 are set forth in the Fiscal 2014 Outstanding Equity Awards at Fiscal Year-end table below.

All units subject to only the Section 162(m) test (Row A) vest if that test is met (plus any shares received as dividend equivalents prior to vesting), and none of the units vest if the test is not met. This amount is shown in the "target" column for Row A.

In the case of units subject to the performance tests in addition to the Section 162(m) test (all of Mr. Iger's units and the units in Row B for other named executive officers), none of the units vest if the Section 162(m) test is not met and units vest as follows if the Section 162(m) test is met.


Half of the units are subject to a total shareholder return test and half of the units are subject to an earnings per share test. For each half:

- None of the units related to a measure vest if the Company's total shareholder return or earnings per share, respectively, is below the 25th percentile of the S&P 500 for that measure.
- If the Company's total shareholder return or earnings per share, respectively, is at or above the 25th percentile of the S&P 500 for the related measure, the number of units related to that measure that vest will vary from 50% of the target number related to that measure (at the 25th percentile) to 150% of the target number related to that measure (at or above the 75th percentile) (in each case, plus dividend equivalent units).

For example, for the one-half of the grant subject to an earnings per share test, and the other half separately subject to a total shareholder return test, the total number of shares vesting would equal:

- the number in the "threshold" column if the Company is at the 25th percentile for each test;
- the number in the "target" column if the Company is at the 50th percentile for each test; and
- the number in the "maximum" column if the Company is at or exceeds the 75th percentile for each test (in each case, plus dividend equivalent units).

Continues on next page ►



When dividends are distributed to shareholders, dividend equivalents are credited in an amount equal to the dollar amount of dividends on the number of units held on the dividend record date divided by the fair market value of the Company's shares of common stock on the dividend distribution date. Dividend equivalents vest only when, if and to the extent that the underlying units vest.

All Other Option Awards: Number of Securities Underlying Options. This column sets forth the options to purchase shares of the Company's common stock granted to the named executive officers as part of the annual grant in December 2013. The vesting dates for these options are set forth in the Fiscal 2014 Outstanding Equity Awards at Fiscal Year-End table below. These options are scheduled to expire ten years after the date of grant.

Exercise or Base Price of Option Awards; Grant Date Closing Price of Shares Underlying Options. These columns set forth the exercise price for each option grant and the closing price of the Company's common stock on the date of grant. The exercise price is equal to the average of the high and low trading price on the grant date, which may be higher or lower than the closing price on the grant date.

Grant Date Fair Value of Stock and Option Awards. This column sets forth the grant date fair value of the stock and option awards granted during fiscal 2014 calculated in accordance with applicable accounting requirements. The grant date fair value of all restricted stock unit awards and options is determined as described on pages 36 and 37, above.

Fiscal 2014 Outstanding Equity Awards at Fiscal Year-End Table

The following table provides information concerning outstanding unexercised options and unvested restricted stock unit awards held by the named executive officers as of September 27, 2014. Additional information regarding the amounts reported in each column follows the table.

	Grant Date	Option Awards				Stock Awards	
		Number of Securities Underlying Unexercised Options		Option Exercise Price	Option Expiration Date	Equity Incentive Plan Awards	
		Exercisable	Unexercisable			Number of Unearned Units That Have Not Vested	Market Value of Unearned Units That Have Not Vested
Robert A. Iger	1/13/2010	465,578		\$31.12	1/13/2020		
	1/26/2011	328,259	109,420(A)	39.65	1/26/2021	23,674(B)	\$ 2,100,831
	1/18/2012	366,039	366,040(C)	38.75	1/18/2022	308,095(D)	27,340,366
	1/16/2013	171,387	514,163(E)	51.29	1/16/2023	250,831(F)	22,258,722
	12/19/2013		435,220(G)	72.59	12/19/2023	172,326(H)	15,292,209
James A. Rasulo	1/13/2010	177,767		\$31.12	1/13/2020		
	1/26/2011	118,994	39,665(A)	39.65	1/26/2021	8,582(B)	\$ 761,567
	1/18/2012	85,016	85,016(C)	38.75	1/18/2022	71,559(I)	6,350,114
	1/16/2013	41,238	123,716(E)	51.29	1/16/2023	67,899(J)	6,025,367
	12/19/2013		114,815(G)	72.59	12/19/2023	56,828(K)	5,042,872
Alan N. Braverman	1/13/2010	93,116		\$31.12	1/13/2020		
	1/26/2011	65,652	21,884(A)	39.65	1/26/2021	4,735(B)	\$ 420,184
	1/18/2012	47,231	47,231(C)	38.75	1/18/2022	39,754(I)	3,527,762
	1/16/2013	21,023	63,072(E)	51.29	1/16/2023	34,615(J)	3,071,726
	12/19/2013		62,627(G)	72.59	12/19/2023	30,998(K)	2,750,718
Kevin A. Mayer	1/26/2011	13,769	13,769(A)	\$39.65	1/26/2021	2,979(B)	\$ 264,356
	1/18/2012	28,527	28,528(C)	38.75	1/18/2022	24,012(I)	2,130,799
	1/16/2013	14,554	43,665(E)	51.29	1/16/2023	23,966(J)	2,126,734
	3/5/2013					4,047(L)	359,131
	12/19/2013		41,751(G)	72.59	12/19/2023	20,665(K)	1,833,812
M. Jayne Parker	1/13/2010	50,791		\$31.12	1/13/2020		
	1/26/2011	36,929	12,310(A)	39.65	1/26/2021	2,664(B)	\$ 236,403
	1/18/2012	26,449	26,450(C)	38.75	1/18/2022	22,263(I)	1,975,638
	1/16/2013	11,320	33,962(E)	51.29	1/16/2023	18,639(J)	1,654,037
	12/19/2013		41,751(G)	72.59	12/19/2023	20,665(K)	1,833,812

Number of Securities Underlying Unexercised Options: Exercisable and Unexercisable. These columns set forth, for each named executive officer and for each grant made to the officer, the number of shares of the Company's common stock that can be acquired upon exercise of outstanding options. The vesting schedule for each option with unexercisable shares is shown under "Vesting Schedule." The vesting of options held by the named executive officers may be accelerated in the circumstances described under "Potential Payments and Rights on Termination or Change in Control," below.

Number; Market Value of Unearned Units That Have Not Vested. These columns set forth the maximum number and market value, respectively, of shares of the Company's common stock underlying each restricted stock unit award held by each named executive officer that is subject to performance-based vesting conditions and/or the test to assure eligibility for deduction pursuant to Section 162(m), except that the number of units and market value for units granted January 18, 2012 are the actual amount that will vest based on the satisfaction of the related performance test on

Continues on next page ►

December 18, 2014 (excluding dividend equivalent units accruing after September 27, 2014). The number of shares includes dividend equivalent units that have accrued for dividends payable through September 27, 2014. The market value is equal to the number of shares underlying the units multiplied by the closing market price of the Company's common stock on Friday, September 26, 2014, the last trading day of the Company's fiscal year. The vesting schedule and performance tests and/or the test to assure eligibility under Section 162(m) are shown in "Vesting Schedule," below.

Vesting Schedule. The options reported above that are not yet exercisable and restricted stock unit awards that have not yet vested are scheduled to become exercisable and vest as set forth below.

(A) Options granted January 26, 2011. The remaining unexercisable options are scheduled to become exercisable on January 26, 2015.

(B) Restricted stock units granted January 26, 2011. The remaining units are scheduled to vest on January 26, 2015.

(C) Options granted January 18, 2012. One-half of the remaining unexercisable options are scheduled to become exercisable on each of January 18, 2015 and 2016.

(D) Restricted stock units granted January 18, 2012. The units are scheduled to vest on January 18, 2015.

(E) Options granted January 16, 2013. One-third of the remaining unexercisable options are scheduled to become exercisable on each of January 16, 2015, 2016 and 2017.

(F) Restricted stock units granted January 16, 2013. The units are scheduled to vest on January 16, 2016 subject to determination that the test to assure eligibility under Section 162(m) was satisfied and also subject to satisfaction of a total shareholder return and earnings per share test, with the number of units vesting depending on the level at which the tests were satisfied. The amount shown is the maximum number of units that could vest.

(G) Options granted December 19, 2013. One-fourth of the options vested on December 19, 2014 and one-fourth of the options are scheduled to become exercisable on each of December 19, 2015, 2016 and 2017.

(H) Restricted stock units granted December 19, 2013. The units are scheduled to vest on December 19, 2016 subject to determination that the test to assure eligibility under Section 162(m) was satisfied and also subject to satisfaction of a total shareholder return and earnings per share test, with the number of units vesting depending on the level at which the tests were satisfied. The amount shown is the maximum number of units that could vest.

(I) Restricted stock units granted January 18, 2012 subject to performance tests. Approximately 13% of the remaining units vest on each of January 18, 2015 and 2016, in the case of those scheduled to vest in 2016, subject to determination that the test to assure eligibility under Section 162(m) was satisfied. Approximately 75% of the units remaining vest January 18, 2015.

(J) Restricted stock units granted January 16, 2013 subject to performance tests. Approximately 11% of the remaining units vest on each of January 16, 2015, 2016 and 2017, in each case subject to determination that the test to assure eligibility under Section 162(m) was satisfied. Approximately 67% of the remaining units vest January 13, 2016 subject to determination that the test to assure eligibility under Section 162(m) was satisfied and also subject to satisfaction of a total shareholder return and earnings per share test, with the number of units vesting depending on the level at which the tests were satisfied. The amount shown is the maximum number of units that could vest.

(K) Restricted stock units granted December 19, 2013 subject to performance tests. 10% of the units vested on December 19, 2014 and 10% of the units vest on each of December 19, 2015, 2016 and 2017, in each case subject to determination that the test to assure eligibility under Section 162(m) was satisfied. 60% of the units vest December 19, 2016 subject to determination that the test to assure eligibility under Section 162(m) was satisfied and also subject to satisfaction of a total shareholder return and earnings per share test, with the number of units vesting depending on the level at which the tests were satisfied. The amount shown is the maximum number of units that could vest.

(L) Restricted stock units awarded to Mr. Mayer on March 5, 2013. Approximately 33% of the units are scheduled to vest on each of March 5, 2015, 2016 and 2017, subject to the test to assure eligibility under Section 162(m).

Fiscal 2014 Option Exercises and Stock Vested Table

The following table provides information concerning the exercise of options and vesting of restricted stock unit awards held by the named executive officers during fiscal 2014.

	Option Awards		Stock Awards	
	Number of Shares Acquired on Exercise	Value Realized on Exercise	Number of Shares Acquired on Vesting	Value Realized on Vesting
Robert A. Iger	480,000	\$27,207,600	193,953	\$14,267,999
James A. Rasulo	—	—	87,343	6,434,596
Alan N. Braverman	—	—	74,350	5,488,301
Kevin A. Mayer	17,989	785,939	32,232	2,386,862
M. Jayne Parker	24,722	1,418,915	26,579	1,957,853

The value realized on the exercise of options is equal to the amount per share at which the named executive officer sold shares acquired on exercise (all of which occurred on the date of exercise) minus the exercise price of the option times the number of shares acquired on exercise of the options. The value realized on the

vesting of stock awards is equal to the closing market price of the Company's common stock on the date of vesting times the number of shares acquired upon vesting. The number of shares and value realized on vesting includes shares that were withheld at the time of vesting to satisfy tax withholding requirements.

Equity Compensation Plans

The following table summarizes information, as of September 27, 2014, relating to equity compensation plans of the Company pursuant to which grants of options, restricted stock, restricted stock units or other rights to acquire shares of the Company's common stock may be granted from time to time.

Plan category	Number of securities to be issued upon exercise of outstanding options, warrants and rights (a)	Weighted-average exercise price of outstanding options, warrants and rights (b)	Number of securities remaining available for future issuance under equity compensation plans (excluding securities reflected in column (a)) (c)
Equity compensation plans approved by security holders ¹	50,156,825 ^{2,3}	\$44.23 ⁴	99,142,765 ^{3,5}
Equity compensation plans not approved by security holders	—	—	—
Total	50,156,825 ^{2,3}	\$44.23 ⁴	99,142,765 ^{3,5}

¹ These plans are the Company's 2011 Stock Incentive Plan and The Walt Disney Company/Pixar 2004 Equity Incentive Plan (the Disney/Pixar Plan was assumed by the Company in connection with the acquisition of Pixar).

² Includes an aggregate of 16,475,811 restricted stock units and performance-based restricted stock units. Also includes options to purchase an aggregate of 3,271,216 shares, at a weighted average exercise price of \$25.60 and 144,986 restricted stock units, in each case granted under plans assumed by the Company in connection with the acquisition of Pixar, which plans were approved by the shareholders of Pixar prior to the Company's acquisition.

³ Assumes shares issued upon vesting of performance based units vest at 100% of target number of units. Actual number of shares issued on vesting of performance units could be zero to 150% of the target number of units.

⁴ Weighted average exercise price of outstanding options; excludes restricted stock units and performance-based restricted stock units.

⁵ Includes 565,167 securities available for future issuance under plans assumed by the Company in connection with the acquisition of Pixar, which plans were approved by the shareholders of Pixar prior to the Company's acquisition. Assumes all awards are made in the form of options. Each award of one restricted stock unit under the 2011 Stock Incentive Plan reduces the number of shares available under the plan by two, so the number of securities available for issuance will be smaller to the extent awards are made as restricted stock units.

Continues on next page ►

Pension Benefits

The Company maintains a tax-qualified, noncontributory retirement plan, called the Disney Salaried Pension Plan D, for salaried employees who commenced employment before January 1, 2012. Benefits are based on a percentage of total average monthly compensation multiplied by years of credited service. For service years after 2012, average monthly compensation includes overtime, commission and regular bonus and is calculated based on the highest five consecutive years of compensation during the ten-year period prior to termination of employment or retirement, whichever is earlier. For service years prior to 2012, average monthly compensation considers only base salary, benefits were based on a somewhat higher percentage of average monthly compensation, and benefits included a flat dollar amount based solely on years and hours of service. Retirement benefits are non-forfeitable after three years of vesting service (five years of vesting service prior to 2012) or at age 65 after one year of service. Actuarially reduced benefits are paid to participants whose benefits are non-forfeitable and who retire before age 65 but on or after age 55.

In calendar year 2014, the maximum compensation limit under a tax-qualified plan was \$260,000 and the maximum annual benefit that may be accrued under a tax-qualified defined benefit plan was \$210,000. To provide additional retirement benefits for key salaried employees, the Company maintains a supplemental nonqualified, unfunded plan, the Amended and Restated Key Plan, which provides retirement benefits in excess of the compensation limitations and maximum benefit accruals under tax-qualified plans. Under this plan, benefits are calculated in the same manner as under the Disney Salaried Pension Plan D, including the differences in benefit determination for years before and after January 1, 2012, described above, except as follows:

- starting on January 1, 2017, average annual compensation used for calculating benefits under the plans for any participant will be capped at the greater of \$1,000,000 and the participant's

average annual compensation determined as of January 1, 2017;

- benefits for named executive officers are limited to the amount the executive officer would have received had the plan in effect prior to its January 1, 2012 amendment continued without change; and
- deferred amounts of base salary for years prior to 2006 and equity compensation paid in lieu of bonus are recognized for purposes of determining applicable retirement benefits.

Company employees (including two of the named executive officers) who transferred to the Company from ABC, Inc. after the Company's acquisition of ABC are also eligible to receive benefits under the Disney Salaried Pension Plan A (formerly known as the ABC, Inc. Retirement Plan) and a Benefits Equalization Plan which, like the Amended and Restated Key Plan, provides eligible participants retirement benefits in excess of the compensation limits and maximum benefit accruals that apply to tax-qualified plans. A term of the 1995 purchase agreement between ABC, Inc. and the Company provides that employees transferring employment to coverage under a Disney pension plan will receive an additional benefit under Disney plans equal to (a) the amount the employee would receive under the Disney pension plans if all of his or her ABC service were counted under the Disney pension less (b) the combined benefits he or she receives under the ABC plan (for service prior to the transfer) and the Disney plan (for service after the transfer). Both Mr. Iger and Mr. Braverman transferred from ABC, and each receives a pension benefit under the Disney plans to bring his total benefit up to the amount he would have received if all his years of service had been credited under the Disney plans. (The effect of these benefits is reflected in the present value of benefits under the Disney plans in the table below.)

As of the end of fiscal 2014, Mr. Iger and Mr. Rasulo were eligible for early retirement and Mr. Braverman was eligible for retirement. The early retirement reduction is 50% at age 55, decreasing to 0% at age 65.

Fiscal 2014 Pension Benefits Table

The following table sets forth the present value of the accumulated pension benefits that each named executive officer is eligible to receive under each of the plans described above.

Name	Plan Name	Number of Years of Credited Service at Fiscal Year End	Present Value of Accumulated Benefit at Fiscal Year End
Robert A. Iger	Disney Salaried Pension Plan D	15	\$1,165,167
	Disney Amended and Restated Key Plan	15	9,585,569
	Disney Salaried Pension Plan A	25	973,840
	Benefit Equalization Plan of ABC, Inc.	25	7,688,461
	Total		\$19,413,037
James A. Rasulo	Disney Salaried Pension Plan D	29	\$1,426,531
	Disney Amended and Restated Key Plan	29	7,140,846
	Total		\$8,567,377
Alan N. Braverman	Disney Salaried Pension Plan D	12	\$1,004,682
	Disney Amended and Restated Key Plan	12	3,460,889
	Disney Salaried Pension Plan A	9	260,464
	Benefit Equalization Plan of ABC, Inc.	9	1,452,155
	Total		\$6,178,190
Kevin A. Mayer	Disney Salaried Pension Plan D	17	\$644,868
	Disney Amended and Restated Key Plan	17	1,397,048
	Total		\$2,041,916
M. Jayne Parker	Disney Salaried Pension Plan D	26	\$1,090,974
	Disney Amended and Restated Key Plan	26	1,692,021
	Total		\$2,782,995

These present values assume that each named executive officer retires at age 65 for purposes of the Disney Salaried Pension Plan D and the Amended and Restated Key Plan and age 62 for purposes of the Disney Salaried Pension Plan A, and the Amended and Restated Benefit Equalization Plan of ABC, Inc. Age 65 is the normal retirement age under each of the plans and is also the age at which unreduced benefits are payable, except the earliest age at which unreduced benefits are payable under the ABC plans is age 62 for service years prior to 2012. The values also assume all participants are unmarried and assume a straight life-annuity payment for an unmarried participant. Participants may elect other actuarially reduced forms of payment, such as joint and survivor benefits and payment of benefits for a period certain irrespective of the death of the participant. The present values were calculated using the 4.40% discount rate assumption set forth in footnote 10 to the Company's Audited Financial Statements for fiscal 2014 and using actuarial factors including RP2014 annuitant mortality table, projected back to 2007 using MP-2004 projection scale, and generationally with a modified version of the MP-2014 scale for males and females. The present values reported in the table are not available as lump sum payment under the plans.

Fiscal 2014 Nonqualified Deferred Compensation Table

In fiscal 2014, the Company did not permit the deferral of current compensation of any named executive officer on a basis that is not tax qualified, but from 2000 through 2005, \$500,000 per year of Mr. Iger's annual base salary was deferred. The following table sets forth the earnings on the deferred amount in fiscal 2014 and the aggregate balance of Mr. Iger's deferral account, including accumulated earnings, as of September 27, 2014.

Aggregate Earnings in Last Fiscal Year	Aggregate Balance at Last Fiscal Year End
\$60,046	\$3,991,012

Mr. Iger's employment agreement provides that the deferred compensation will be paid, together with interest at the applicable federal rate for mid-term treasuries, reset annually, no later than 30 days after he is no longer subject to the provisions of Section 162(m) of the Internal Revenue Code (or at such later date as is necessary to avoid the imposition of an additional tax

Continues on next page ►

on Mr. Iger under Section 409A of the Internal Revenue Code). The interest rate is adjusted annually in March and the weighted average interest rate for fiscal 2014 was 1.53%. There were no additions during the fiscal year to the deferred amount by either the Company or Mr. Iger other than these earnings and no withdrawals during the fiscal year. Because the earnings accrued during fiscal 2014 and previous fiscal years were not "above market" or preferential, these amounts are not reported in the Fiscal 2014 Summary Compensation Table.

Potential Payments and Rights on Termination or Change in Control

Our named executive officers may receive compensation in connection with termination of their employment. This compensation is payable pursuant to (a) the terms of compensation plans applicable by their terms to all participating employees and (b) the terms of employment agreements with each of our named executive officers.

The termination provisions serve a variety of purposes including: providing the benefits of equity incentive plans to the executive and his or her family in case of death or disability; defining when the executive may be terminated with cause and receive no further compensation; and clearly defining rights in the event of a termination in other circumstances.

The availability, nature and amount of compensation on termination differ depending on whether employment terminates because of:

- death or disability;
- the Company's termination of the executive pursuant to the Company's termination right or the executive's decision to terminate because of action the Company takes or fails to take;
- the Company's termination of the executive for cause; or
- expiration of an employment agreement, retirement or other voluntary termination.

The compensation that each of our named executive officers may receive under each of these termination circumstances is described below. The discussion below reflects the terms of the October 2, 2014 amendment to Mr. Iger's employment agreement.

It is important to note that the amounts of compensation set forth in the tables below are based on the specific assumptions noted and do not predict the actual compensation that our named executive officers would

receive. Actual compensation received would be a function of a number of factors that are unknowable at this time, including: the date of the executive's termination of employment; the executive's base salary at the time of termination; the executive's age and service with the Company at the time of termination; and, because many elements of the compensation are performance-based pursuant to the Company's compensation philosophy described in *Compensation Discussion and Analysis*, above, the future performance of the Company. Moreover, the option and restricted stock unit acceleration amounts in case of a termination without cause or by the executive for good reason assume immediate acceleration, which is not the case in the absence of a change in control. Rather, options and units continue to vest over time and in most cases are subject to the same performance measures that apply if there had been no termination. (The performance measures do not apply to vesting of restricted stock unit awards when termination is due to death or disability, and the test to assure deductibility under Section 162(m) does not apply if it is not necessary to preserve deductibility.) In addition, although the descriptions and amounts below are based on existing agreements, in connection with a particular termination of employment the Company and the named executive officer may mutually agree on severance terms that vary from those provided in his or her pre-existing agreement.

In each of the circumstances described below, our named executive officers are eligible to receive earned, unpaid salary through the date of termination and benefits that are unconditionally accrued as of the date of termination pursuant to policies applicable to all employees. In Mr. Iger's case, this includes the deferred salary and interest earned on these deferred amounts as described under "*Deferred Compensation*," above. This earned compensation is not described or quantified below because these amounts represent earned, vested benefits that are not contingent on the termination of employment, but we do describe and quantify benefits that continue beyond the date of termination that are in addition to those provided for in the applicable benefit plans. The executive's accrued benefits include the pension benefits described under "*Pension Benefits*," above, which become payable to all participants who have reached retirement age. Because they have reached early retirement or retirement age under the plans, Mr. Iger, Mr. Rasulo and Mr. Braverman each would have been eligible to receive these benefits if their employment had terminated at the end of fiscal 2014. Because the pension benefits available to Mr. Iger, Mr. Rasulo and Mr. Braverman upon termination do not differ from those described above under "*Pension Benefits*" except in ways that are

equally applicable to all salaried employees, the nature and amount of their pension benefits are not described or quantified below.

Death and Disability

The employment agreement of each named executive officer provides for payment of any unpaid bonus for any fiscal year that had been completed at the time of the executive's death or termination of employment due to disability. The amount of the bonus will be determined by the Compensation Committee using the same criteria used for determining a bonus as if the executive remained employed. In addition, Mr. Iger's employment agreement provides that if he dies or terminates employment due to disability prior to June 30, 2018 and prior to the occurrence of a change in control, Mr. Iger (or his estate) will, following the completion of fiscal year 2018, receive a Growth Incentive Retention Payment in an amount determined pursuant to the schedule on page 29 of this Proxy Statement based on the Company's actual performance through the end of fiscal year 2018, but pro-rated to reflect the period of his actual employment after fiscal year 2014.

In addition to the compensation and rights in employment agreements, the 2011 Stock Incentive Plan and award agreements thereunder provide that all options awarded to a participant (including the named executive officers) become fully exercisable upon the death or disability of the participant and remain exercisable for 18 months in the case of death and 12 months (or 18 months in the case of participants who are eligible for immediate retirement benefits) in the case of disability, and all restricted stock units awarded to the participant under the 2011 Stock Incentive Plan will, to the extent the units had not previously been forfeited, fully vest and become payable upon the death or disability of the participant.

The following table sets forth the value of the estimated payments and benefits each of our named executive officers would have received under our compensation plans and their employment agreements if their employment had terminated at the close of business on the last day of fiscal 2014 as a result of death or disability. The value of option acceleration is equal to the difference between the \$88.74 closing market price of shares of the Company's common stock on September 26, 2014 (the last trading day in fiscal 2014) and the weighted average exercise price of options with an exercise price less than the market price times the number of shares subject to such options that would accelerate as a result of termination. The value of restricted stock unit acceleration is equal to the \$88.74 closing market price of shares of the Company's common stock on September 26, 2014 multiplied by the

number of units that would accelerate as a result of termination, which, for performance-based units, is equal to the target number of units.

	Cash Payment ¹	Option Acceleration	Restricted Stock Unit Acceleration
Robert A. Iger	\$22,810,000	\$49,954,248	\$45,361,695
James A. Rasulo	6,730,000	12,684,630	14,244,855
Alan N. Braverman	5,325,000	6,808,890	7,655,677
Kevin A. Mayer	2,222,000	4,411,602	5,342,746
M. Jayne Parker	1,735,000	3,872,720	4,471,659

¹ This amount is equal to the bonus awarded to the named executive officers with respect to fiscal 2014 and set forth in the "Non-Equity Incentive Plan Compensation" column of the Fiscal 2014 Summary Compensation Table.

Termination Pursuant to Company Termination Right Other than for Cause or by Executive for Good Reason

Each named executive officer's employment agreement provides that he or she will receive a bonus for any fiscal year that had been completed at the time of his or her termination of employment if his or her employment is terminated by the Company pursuant to the Company's termination right other than for cause (as described below) or by the named executive officer with good reason (as described below). The amount of the bonus will be determined by the Compensation Committee using the same criteria used for determining a bonus if the executive remained employed.

In addition, each named executive officer's employment agreement provides that he or she will receive the following compensation and rights conditioned on his or her executing a mutual release of liability and (except in the case of Mr. Iger) agreeing to provide the Company with consulting services for a period of six months after his or her termination (or, if less, for the remaining term of his or her employment agreement):

- A lump sum payment to be made six months and one day after termination equal to the base salary the named executive officer would have earned had he or she remained employed during the term of his or her consulting agreement or, in the case of Mr. Iger, equal to the base salary he would have earned had he remained employed until the original scheduled expiration date of his employment agreement.
- In the case of the named executive officers other than Mr. Iger, if the consulting agreement was not terminated as a result of his or her material breach of the consulting agreement, a further lump sum payment to be made six months and one day after termination of employment equal to the base salary

Continues on next page ►

the named executive officer would have earned had he or she remained employed after the termination of his or her consulting agreement and until the original scheduled expiration date of his or her employment agreement.

- A bonus for the year in which he or she is terminated equal to a pro-rata portion of a target bonus amount determined in accordance with his or her employment agreement.
- All options that had vested as of the termination date or were scheduled to vest no later than three months after the original contract termination date will remain or become exercisable as though the named executive officer were employed until that date. The options will remain exercisable until the earlier of (a) the scheduled expiration date of the options and (b) three months after the original scheduled expiration date of his or her employment agreement. In addition, as is true for all employees, options awarded after December 2009 (and at least one year before termination) will continue to vest (and remain exercisable) until the earlier of the expiration date of the option and three years (five years for options granted after March 2011) after the original contract termination date if the officer would be over 60 years of age and have more than 10 years of service as of that date. For any employee that is eligible for immediate retirement benefits, options awarded within, but less than, one year of termination will vest to the extent they are scheduled to vest within three months of termination and will remain exercisable for 18 months following termination. In addition, if Mr. Iger's employment is terminated after April 1, 2015, any options granted to him less than one year prior to the date of termination will continue to vest and remain exercisable until the expiration date of the option.
- All restricted stock units that were scheduled to vest prior to the original contract termination date will vest as though the named executive officer were employed until that date to the extent applicable performance tests are met (but any test to assure deductibility of compensation under Section 162(m) will be waived for any units scheduled to vest after the fiscal year in which the termination of employment occurs unless application of the test is necessary to preserve deductibility). As is true for all employees, restricted stock units awarded after December 2009 (and at least one year before retirement) will continue to vest through the end of the vesting schedule to the extent applicable performance criteria are met if the officer would be over 60 years of age and have more than 10 years of service as of the original contract termination date. If Mr. Iger's employment is terminated after April 1, 2015, any restricted stock units awarded to

him less than one year prior to the date of termination will continue to vest according to their original terms to the extent applicable performance criteria are met.

The Company has the right to terminate the named executive officer's employment subject to payment of the foregoing compensation in its sole, absolute and unfettered discretion for any reason or no reason whatsoever. A termination for cause does not constitute an exercise of this right and would be subject to the compensation provisions described below under "*Termination for Cause.*"

A named executive officer can terminate his or her employment "for good reason" following notice to the Company within three months of his or her having actual notice of the occurrence of any of the following events (except that the Company will have 30 days after receipt of the notice to cure the conduct specified in the notice):

- (i) a reduction in the named executive officer's base salary, annual target bonus opportunity or (where applicable) annual target long-term incentive award opportunity;
- (ii) the removal of the named executive officer from his or her position (including in the case of Mr. Iger, the failure to elect or reelect him as a member of the Board of Directors or his removal from the position of Chairman);
- (iii) a material reduction in his or her duties and responsibilities;
- (iv) the assignment to him or her of duties that are materially inconsistent with his or her position or duties or that materially impair his or her ability to function in his or her office;
- (v) relocation of his or her principal office to a location that is more than 50 miles outside of the greater Los Angeles area and, in the case of Mr. Iger, that is also more than 50 miles from Manhattan; or
- (vi) a material breach of any material provision of his or her employment agreement by the Company.

A named executive officer (or any employee holding equity awards) can also terminate "for good reason" after a change in control (as defined in the 2011 Stock Incentive Plan) if, within 12 months following the change in control, a "triggering event" occurs, and in that case the 2011 Stock Incentive Plan provides that any outstanding options, restricted stock units, performance-based restricted stock units or other plan awards will generally become fully vested and, in certain cases, paid to the plan participant. A triggering event is defined to include: (a) a termination of employment by the Company other than for death, disability or "cause;"

or (b) a termination of employment by the participant following a reduction in position, pay or other “constructive termination.” Under the 2011 Stock Incentive Plan “cause” has the same meaning as in the named executive officer’s employment agreement, as defined below under “Termination for Cause”. Any such payments that become subject to the excess parachute tax rules may be reduced in certain circumstances.

In addition, Mr. Iger’s employment agreement provides that if his employment is terminated by the Company under its termination rights or by Mr. Iger for good reason prior to June 30, 2018, absent a change in control, Mr. Iger will receive a Growth Incentive Retention Award in an amount determined pursuant to the schedule on page 29 of this Proxy Statement based on the Company’s actual performance through the end of fiscal year 2018, but, if his employment is terminated prior to the end of fiscal year 2017, pro-rated to reflect the period of his actual employment after fiscal year 2014.

If a change in control occurs on or prior to the end of fiscal year 2016, Mr. Iger will not receive any Growth Incentive Retention Award. If a change in control occurs after fiscal year 2016, the amount of the Growth Incentive Retention Award payable, if any, will be determined based on the actual cumulative adjusted operating income for each fiscal quarter in the performance period completed on or prior to the date the change of control occurs, plus a projected measure of adjusted operating income for the remainder of the performance period, assuming that adjusted operating income grows at an annualized rate equal to the compounded aggregate growth rate achieved from the beginning of the performance period to such last quarter ended coincident with or prior to the change of control. To receive the amount, if any, payable in respect of the Growth Incentive Retention Award upon a change in control, Mr. Iger must generally remain employed until June 30, 2018. However, payment of such amount will be made earlier in the event that his employment terminates due to his death, disability, a termination by the exercise of the Company’s termination rights or a termination by Mr. Iger for good reason.

Each named executive officer’s employment agreement specifies that any compensation resulting from subsequent employment will not be offset against amounts described above.

The following table provides a quantification of benefits (as calculated in the following paragraph) each of our named executive officers would have received if their

employment had been terminated at the end of fiscal 2014 by the Company pursuant to its termination right or by the executive with good reason.

The “option valuation” amount is (a) the difference between the \$88.74 closing market price of shares of the Company’s common stock on September 26, 2014 and the weighted average exercise price of options with an exercise price less than the market price times (b) the number of options with in-the-money exercise prices that would become exercisable despite the termination. The “restricted stock unit valuation” amount is the \$88.74 closing market price on September 26, 2014 times the target number of units that could vest. However, as described above, options do not become immediately exercisable and restricted stock units do not immediately vest (and would eventually vest only to the extent applicable performance conditions are met) absent a change in control. The actual value realized from the exercise of the options and the vesting of restricted stock units may therefore be more or less than the amount shown below depending on changes in the market price of the Company’s common stock and the satisfaction of applicable performance tests.

	Cash Payment ¹	Option Valuation	Restricted Stock Unit Valuation
Robert A. Iger²			
No change in control	\$32,185,000	\$49,954,248	\$45,361,695
Change in control	32,185,000	49,954,248	45,361,695
James A. Rasulo			
No change in control	7,320,000	6,080,183	10,599,246
Change in control	7,320,000	12,684,630	14,244,855
Alan N. Braverman			
No change in control	7,425,000	6,808,890	7,655,677
Change in control	7,425,000	6,808,890	7,655,677
Kevin A. Mayer			
No change in control	4,403,667	4,243,033	5,039,654
Change in control	4,403,667	4,411,602	5,342,746
M. Jayne Parker			
No change in control	3,438,333	3,704,150	4,288,278
Change in control	3,438,333	3,872,720	4,471,659

¹ This amount is equal to the bonus awarded to the named executive officers with respect to fiscal 2014 and set forth in the “Non-Equity Incentive Plan Compensation” column of the Summary Compensation Table, plus the lump sum payments based on salary through the end of the employment term as described above.

² In the case of Mr. Iger, the amount is based on his new employment agreement, effective October 2, 2014, which was after the close of the fiscal year on September 27, 2014. Under his prior employment agreement, the cash payment would have been \$27,185,000 and under a termination without a change in control, option and RSU acceleration would be the same as shown above. There is no value for acceleration of the Growth Incentive Retention Award as described above because the service proration period did not start until after the 2014 fiscal year end.

Continues on next page ►

Termination for Cause

Each named executive officer's employment agreement provides that, if his or her employment is terminated by the Company for cause, he or she will only be eligible to receive the compensation earned and benefits vested through the date of termination, including any rights he or she may have under his or her indemnification agreement with the Company or the equity plans of the Company.

"Termination for Cause" is defined in Mr. Iger's employment agreement as termination by the Company due to (i) conviction of a felony or the entering of a plea of nolo contendere to a felony charge; (ii) gross neglect, willful malfeasance or willful gross misconduct in connection with his employment which has had a material adverse effect on the business of the Company and its subsidiaries, unless he reasonably believed in good faith that such act or non-act was in, or not opposed to, the best interests of the Company; (iii) his substantial and continual refusal to perform his duties, responsibilities or obligations under the agreement that continues after receipt of written notice identifying the duties, responsibilities or obligations not being performed; (iv) a violation that is not timely cured of any Company policy that is generally applicable to all employees or all officers of the Company that he knows or reasonably should know could reasonably be expected to result in a material adverse effect on the Company; (v) any failure (that is not timely cured) to cooperate, if requested by the Board, with any investigation or inquiry into his or the Company's business practices, whether internal or external; or (vi) any material breach that is not timely cured of covenants relating to non-competition during the term of employment and protection of the Company's confidential information.

"Termination for Cause" is defined in Mr. Rasulo's, Mr. Braverman's, Mr. Mayer's, and Ms. Parker's employment agreement as termination by the Company due to gross negligence, gross misconduct, willful nonfeasance or willful material breach of the agreement by the executive unless, if the Company determines that the conduct or cause is curable, such conduct or cause is timely cured by the executive.

Expiration of Employment Term; Retirement

Each of the named executive officers is eligible to receive earned, unpaid salary and unconditionally vested accrued benefits if his or her employment terminates at the expiration of his or her employment agreement or he or she otherwise retires, but except as described below they are not contractually entitled to any additional compensation in this circumstance. If Mr. Iger retires at June 30, 2016 (the original expiration date of his employment agreement) or June 30, 2018 (the amended expiration date of his employment agreement), he will be entitled to receive a bonus based on a target bonus award of \$12 million, subject only to the satisfaction of the performance objectives applicable to assure that the bonus is deductible for federal income tax purposes as performance-based compensation. If Mr. Iger retires at June 30, 2018, he will also be entitled to receive a Growth Incentive Retention Award calculated as set forth on page 29.

As in the case of a termination under the Company's termination right other than for cause or the executive's right to terminate for good reason, vested options and restricted stock units will remain exercisable for 18 months if the executive is eligible to receive retirement benefits, and options and restricted stock units outstanding for at least one year will continue to vest, and options will remain exercisable, for up to three or five years (depending on the original grant date) if the named executive officer was age 60 or greater and had at least ten years of service at the date of retirement. In addition, if he retires at June 30, 2016, which is the original stated expiration date of his employment agreement, all options and restricted stock units awarded to Mr. Iger after October 2, 2011 will, subject to the satisfaction of applicable performance criteria, continue to vest and in the case of options remain exercisable following his retirement according to their original vesting schedule and expiration date. If he retires at June 30, 2018, all options and restricted stock units awarded to Mr. Iger after June 30, 2016 will, subject to the satisfaction of applicable performance criteria, continue to vest and in the case of options remain exercisable following his retirement according to their original vesting schedule and expiration date.



Audit Committee Report

The charter of the Audit Committee of the Board specifies that the purpose of the Committee is to assist the Board in its oversight of:

- the integrity of the Company's financial statements;
- the adequacy of the Company's system of internal controls;
- the Company's compliance with legal and regulatory requirements;
- the qualifications and independence of the Company's independent registered public accountants; and
- the performance of the Company's independent registered public accountants and of the Company's internal audit function.

In carrying out these responsibilities, the Audit Committee, among other things:

- monitors preparation of quarterly and annual financial reports by the Company's management;
- supervises the relationship between the Company and its independent registered public accountants, including: having direct responsibility for their appointment, compensation and retention and oversight; reviewing the scope of their audit services; approving audit and non-audit services; and confirming the independence of the independent registered public accountants; and
- oversees management's implementation and maintenance of effective systems of internal and disclosure controls, including review of the Company's policies relating to legal and regulatory compliance, ethics and conflicts of interests and review of the Company's internal auditing program.

The Committee met eight times during fiscal 2014. The Committee schedules its meetings with a view to ensuring that it devotes appropriate attention to all of its tasks. The Committee's meetings include, whenever appropriate, executive sessions in which the Committee meets separately with the Company's independent registered public accountants, the Company's internal auditors, the Company's chief financial officer and the Company's general counsel.

As part of its oversight of the Company's financial statements, the Committee reviews and discusses with

both management and the Company's independent registered public accountants all annual and quarterly financial statements prior to their issuance. During fiscal 2014, management advised the Committee that each set of financial statements reviewed had been prepared in accordance with generally accepted accounting principles, and management reviewed significant accounting and disclosure issues with the Committee. These reviews included discussion with the independent registered public accountants of matters required to be discussed pursuant to *Public Company Accounting Oversight Board Auditing Standard No. 16 (Communication With Audit Committees)*, including the quality of the Company's accounting principles, the reasonableness of significant judgments and the clarity of disclosures in the financial statements. The Committee also discussed with PricewaterhouseCoopers LLP matters relating to its independence, including a review of audit and non-audit fees and the written disclosures and letter from PricewaterhouseCoopers LLP to the Committee pursuant to applicable requirements of the Public Company Accounting Oversight Board regarding the independent accountants' communications with the Audit Committee concerning independence.

In addition, the Committee reviewed key initiatives and programs aimed at maintaining the effectiveness of the Company's internal and disclosure control structure. As part of this process, the Committee continued to monitor the scope and adequacy of the Company's internal auditing program, reviewing internal audit department staffing levels and steps taken to maintain the effectiveness of internal procedures and controls.

Taking all of these reviews and discussions into account, the undersigned Committee members recommended to the Board that the Board approve the inclusion of the Company's audited financial statements in the Company's Annual Report on Form 10-K for the fiscal year ended September 27, 2014, for filing with the Securities and Exchange Commission.

Members of the Audit Committee

John S. Chen
Aylwin B. Lewis
Robert W. Matschullat (Chair)
Orin C. Smith

Continues on next page ►

Policy for Approval of Audit and Permitted Non-audit Services

All audit, audit-related, tax and other services were pre-approved by the Audit Committee, which concluded that the provision of such services by PricewaterhouseCoopers LLP was compatible with the maintenance of that firm's independence in the conduct of its auditing functions. The Audit Committee's Outside Auditor Independence Policy provides for pre-approval of specifically described audit, audit-related, tax and other services by the Committee on an annual basis, but individual engagements anticipated to exceed

pre-established thresholds must be separately approved. The policy also requires specific approval by the Committee if total fees for audit-related, tax and other services would exceed total fees for audit services in any fiscal year. The policy authorizes the Committee to delegate to one or more of its members pre-approval authority with respect to permitted services, and the Committee has delegated to the Chairman of the Committee the authority to pre-approve services in certain circumstances.

Auditor Fees and Services

The following table presents fees for professional services rendered by PricewaterhouseCoopers LLP for the audit of the Company's annual financial statements and internal control over financial reporting for fiscal 2014 and fiscal 2013, together with fees for audit-related, tax and other services rendered by PricewaterhouseCoopers LLP during fiscal 2014 and fiscal 2013. Audit-related services consisted principally of audits of employee benefit plans and other entities related to the Company and other attest projects. Tax services consisted principally of planning and advisory services, tax compliance, and sales and use tax recovery assistance. Other services consisted of attestation reports on social, environmental and cultural disclosure required by law or regulation. The Audit Committee directs and reviews the negotiations associated with the Company's retention of its independent registered public accountants.

	Fiscal 2014	Fiscal 2013
	(In millions)	
Audit fees	\$18.6	\$19.6
Audit-related fees	2.1	2.3
Tax fees	4.0	4.1
All other fees	0.1	0.1



Items to Be Voted On

Election of Directors

The current term of office of all of the Company's Directors expires at the 2015 Annual Meeting. The Board proposes that all of the currently serving Directors be re-elected for a term of one year and until their successors are duly elected and qualified. Each of the nominees has consented to serve if elected. If any of them becomes unavailable to serve as a Director before the 2015 Annual Meeting, the Board may designate a substitute nominee. In that case, the persons named as proxies will vote for the substitute nominee designated by the Board.

Directors are elected by a majority of votes cast unless the election is contested, in which case Directors are elected by a plurality of votes cast. A majority of votes cast means that the number of shares voted "for" a Director exceeds the number of votes cast "against" the Director; abstentions are not counted either "for" or "against". If an incumbent Director in an uncontested election does not receive a majority of votes cast for his or her election, the Director is required to submit a letter

of resignation to the Board of Directors for consideration by the Governance and Nominating Committee. The Governance and Nominating Committee is required to promptly assess the appropriateness of such nominee continuing to serve as a Director and recommend to the Board the action to be taken with respect to the tendered resignation. The Board is required to determine whether to accept or reject the resignation, or what other action should be taken, within 90 days of the date of the certification of election results.

Brokers holding shares beneficially owned by their clients do not have the ability to cast votes with respect to the election of Directors unless they have received instructions from the beneficial owner of the shares. **It is therefore important that you provide instructions to your broker if your shares are held by a broker so that your vote with respect to Directors is counted.**

The Board recommends a vote "FOR" each of the persons nominated by the Board.



Susan E. Arnold, 60, has been an operating executive of The Carlyle Group, an equity investment firm, since September 2013. She retired as President — Global Business Units of Procter & Gamble in 2009, a position she had held since 2007. Prior to 2009, she was Vice Chair of P&G Beauty and Health from 2006, Vice Chair of P&G Beauty from 2004 and President Global Personal Beauty Care and Global Feminine Care from 2002. She has been a director of McDonalds Corporation since 2008 and of NBTY, Inc. since 2013. Ms. Arnold has been a Director of the Company since 2007.

Ms. Arnold contributes to the mix of experience and qualifications the Board seeks to maintain primarily through her experience as an executive of Procter & Gamble and her other public company board experience. At Procter & Gamble, Ms. Arnold was a senior executive responsible for major consumer brands in a large, complex retailing and global brand management company. As a result of this experience, Ms. Arnold brings to our Board in-depth knowledge of brand management and marketing, environmental sustainability, product development, international consumer markets, finance and executive management, including executive compensation and management leadership.



John S. Chen, 59, has been Executive Chair and Chief Executive Officer of Blackberry, Ltd., a maker of mobile devices, since November, 2013, and is a Senior Advisor of Silver Lake, a private investment firm. Mr. Chen was Chairman and Chief Executive Officer of Sybase Inc., a software developer and a wholly-owned subsidiary of SAP AG from July 2010 through November 1, 2012. Prior to SAP's acquisition of Sybase in July 2010, Mr. Chen had been Chairman of the Board, Chief Executive Officer and President of Sybase, Inc., since November 1998. From February 1998 through November 1998, he served as co-Chief Executive Officer of Sybase. Mr. Chen has been a director of Wells Fargo & Company since 2006 and a Director of the Company since 2004.


Continues on next page ►

Mr. Chen contributes to the mix of experience and qualifications the Board seeks to maintain primarily through his experience as a leader of a variety of technology businesses, his experience doing business in Asia and his other public company board experience. In his roles at Blackberry, Sybase and other technology companies, Mr. Chen has been responsible for overseeing and managing executive teams and a sizeable work force engaged in high technology development, production and marketing. Mr. Chen has also interacted regularly with businesses and governments in Asia in connection with these businesses. As a result of this experience, Mr. Chen brings to our Board an understanding of the rapidly changing technological landscape and intense familiarity with all issues involved in managing technology businesses and particularly with businesses and governmental practices in Asia.



Jack Dorsey, 38, is the founder and has served as the Chairman of the Board of Directors of Twitter, Inc., a developer and provider of mobile communication applications, since 2008 and as Co-Founder and Chief Executive Officer of Square, Inc., a provider of payment processing services, since 2009. Mr. Dorsey served as President and Chief Executive Officer of Twitter from 2007 to 2008 and has been a director of Twitter since 2007. He has been a Director of the Company since 2013.

Mr. Dorsey contributes to the mix of experience and qualifications the Board seeks primarily through his experience at Twitter, Inc. and Square, Inc., where he has extensive experience in the development of consumer-facing technology, particularly widely-distributed mobile and social applications, and the management of technology-oriented businesses.



Robert A. Iger, 63, has served as Chairman and Chief Executive Officer since March 2012. Prior to that time, he served as President and Chief Executive Officer of the Company since 2005, having previously served as President and Chief Operating Officer since 2000 and as President of Walt Disney International and Chairman of the ABC Group from 1999 to 2000. From 1974 to 1998, Mr. Iger held a series of increasingly responsible positions at ABC, Inc. and its predecessor Capital Cities/ABC, Inc., culminating in service as President of the ABC Network Television Group from 1993 to 1994 and President and Chief Operating Officer of ABC, Inc. from 1994 to 1999. He is a member of the Board of Directors of Apple, Inc., the Lincoln Center for the Performing Arts in New York City and the National September 11 Memorial & Museum. Mr. Iger has been a Director of the Company since 2000. The Company has agreed in Mr. Iger's employment agreement to nominate him for re-election as a member of the Board and as Chairman of the Board at the expiration of each term of office during the term of the agreement, and he has agreed to continue to serve on the Board if elected.

Mr. Iger contributes to the mix of experience and qualifications the Board seeks to maintain primarily through his position as Chairman and Chief Executive Officer of the Company and his long experience with the business of the Company. As Chairman and Chief Executive Officer and as a result of the experience he gained in 40 years at ABC and Disney, Mr. Iger has an intimate knowledge of all aspects of the Company's business and close working relationships with all of the Company's senior executives.



Fred H. Langhammer, 71, is Chairman, Global Affairs, of The Estée Lauder Companies Inc., a manufacturer and marketer of cosmetics products. Prior to being named Chairman, Global Affairs, Mr. Langhammer was Chief Executive Officer of The Estée Lauder Companies Inc. from 2000 to 2004, President from 1995 to 2004 and Chief Operating Officer from 1985 through 1999. Mr. Langhammer joined The Estée Lauder Companies in 1975 as President of its operations in Japan. In 1982, he was appointed Managing Director of its operations in Germany. He was a director of Central European Media Enterprises, Ltd., from 2009 to March 2014 and was a director of The Shinsei Bank Limited from 2005 to 2009 and a director of AIG from 2006 to 2008. Mr. Langhammer has been a Director of the Company since 2005.

Mr. Langhammer contributes to the mix of experience and qualifications the Board seeks to maintain primarily through his experience at Estée Lauder, a complex worldwide branded consumer products business, and his experience with business outside the United States. In addition to serving in Estée Lauder's Japan and Germany operations and on the Board of Shinsei Bank, a Japan-based commercial bank, Mr. Langhammer served as general manager of the Japan operations of a British trading company. He also serves as Chairman Emeritus of the American Institute for Contemporary German Studies at Johns Hopkins University and he is a senior fellow of the Foreign Policy Association and a member of the Trilateral Commission. As a result of this experience, Mr. Langhammer brings to our Board an understanding of growth strategies in worldwide branded businesses, specific knowledge of Asian and European markets, and extensive familiarity with all aspects of managing and providing leadership to a complex business organization.



Aylwin B. Lewis, 60, has served as President and Chief Executive Officer of Potbelly Sandwich Works since 2008. Prior to that, Mr. Lewis was President and Chief Executive Officer of Sears Holdings Corporation, a nationwide retailer, from 2005 to 2008. Prior to being named Chief Executive Officer of Sears, Mr. Lewis was President of Sears Holdings and Chief Executive Officer of Kmart and Sears Retail following Sears' acquisition of Kmart Holding Corporation in 2005. Prior to that acquisition, Mr. Lewis had been President and Chief Executive Officer of Kmart since 2004. Prior to that, Mr. Lewis held a variety of leadership positions at YUM! Brands, Inc., a franchisor and licensor of quick service restaurants from 2000 until 2004. Mr. Lewis served on the Board of Directors of Sears Holding Corp. from 2005 through 2008, on the Board of Directors of Kmart from 2004 through 2008 and on the Board of Directors of Potbelly Sandwich Works since 2008. Mr. Lewis has been a director of Starwood Hotels & Resorts Worldwide since January 2013. Mr. Lewis has been a Director of the Company since 2004.

Mr. Lewis contributes to the mix of experience and qualifications the Board seeks to maintain primarily through his experience in various positions at Yum! Brands, Kmart, Sears and Potbelly Sandwich Works. At Yum! Brands, Mr. Lewis was responsible for marketing and branding of consumer-facing products and services in the quick-serve food industry, and at Kmart and Sears he was responsible for all aspects of complex, worldwide businesses offering consumer products. At Potbelly Sandwich Works, Mr. Lewis's responsibilities include developing and implementing the company's growth strategy. As a result of this experience, Mr. Lewis brings to our Board knowledge of consumer branding strategy and tactics, management and leadership of complex worldwide retail and service businesses, and insights into promoting growth strategies for new consumer-facing businesses.



Monica C. Lozano, 58, is Chairman of U.S. Hispanic Media, Inc., a leading Hispanic news and information company with outlets in Los Angeles, New York, Chicago and other U.S. cities. Through May 2014, she also served as Chair (since July 2012) and Chief Executive Officer (since May 2010) of Impremedia LLC, a wholly owned subsidiary of U.S. Hispanic Media, Inc., and as Vice President of Impremedia from January 2004 to May 2010. In addition, Ms. Lozano is a trustee of the University of Southern California. She has been a director of Bank of America Corporation since 2006 and is a director of the Rockefeller and Weingart Foundations. Ms. Lozano has been a Director of the Company since 2000.

Ms. Lozano contributes to the mix of experience and qualifications the Board seeks to maintain primarily through her experience managing Impremedia's media businesses, her other public company board experience and her service on a variety of non-profit boards and advisory groups. In addition to the board service described above, Ms. Lozano was a member of the President's Council on Jobs and Competitiveness and the Council on Foreign Relations, and has served on the boards of the Union Bank of California, First Interstate Bank

Continues on next page ►

of California, Tenet Healthcare Corp., the National Council of La Raza (where she served as chair of the board) and the California HealthCare Foundation, among others. Through this experience, Ms. Lozano brings to our Board a wide-ranging knowledge of cultural and consumer trends, particularly in the Hispanic community, and an understanding of corporate governance practices and practice in overseeing the management of complex public businesses.



Robert W. Matschullat, 67, is retired and served from 1995 until 2000 as Vice Chairman of the board of directors and Chief Financial Officer of The Seagram Company Ltd., a global company with entertainment and beverage operations. Prior to joining Seagram, Mr. Matschullat was head of worldwide investment banking for Morgan Stanley & Co. Incorporated, a securities and investment firm, and was on the Morgan Stanley Group board of directors. He is Lead Director of The Clorox Company, where he was Interim Chairman of the Board and Interim Chief Executive Officer from March to October 2006. Mr. Matschullat is a director and Chairman of the Board of Visa Inc. Mr. Matschullat has been a Director of the Company since 2002.

Mr. Matschullat contributes to the mix of experience and qualifications the Board seeks to maintain primarily through his experience at Seagram and Morgan Stanley, his expertise in financial management and his other public company board experience. At Seagram, Mr. Matschullat was responsible for the financial function of the firm as well as serving on Seagram's board of directors. At Morgan Stanley, he was engaged in an active investment banking practice, as well as serving as Head of Worldwide Investment Banking and on the board of directors of the firm. As a result of this experience, Mr. Matschullat brings to our Board expertise in a wide range of financial and accounting matters, practical knowledge of executive management of complex, worldwide businesses including those engaged in the entertainment field, and knowledge of board level oversight as both a director and interim leader of a worldwide consumer products business.



Sheryl K. Sandberg, 45, has served as the Chief Operating Officer of Facebook, Inc., an online social networking company, since 2008. From 2001 to 2008, Ms. Sandberg was the Vice President of Global Online Sales and Operations for Google Inc., an Internet search engine company. Ms. Sandberg also is a former Chief of Staff of the United States Treasury Department and previously served as a management consultant with McKinsey & Company and as an economist with The World Bank. Ms. Sandberg served as a director of Starbucks Corp. from 2009 to 2012. She also serves on a number of nonprofit boards including Women for Women International, and V-Day. She served as a director of eHealth, Inc. from 2006 to 2008 and as a director of Facebook since June 2012. She has been a Director of the Company since 2010.

Ms. Sandberg contributes to the mix of experience and qualifications the Board seeks to maintain primarily through her experience at Google, Facebook, McKinsey & Company and in government service. At Facebook, Ms. Sandberg oversees Facebook's business operations, including sales, marketing, business development, legal, human resources, public policy and communications, and at Google she was responsible for the development and management of Google's online sales channels for advertising and publishing and operations for consumer products worldwide. At McKinsey, she advised businesses on growth strategies. In addition to her service in a senior position at the United States Treasury, Ms. Sandberg served at the World Bank. As a result of this experience, Ms. Sandberg brings to our Board expertise in the online world, considerable knowledge of international finance and business and a deep understanding of consumer behavior.



Orin C. Smith, 72, is retired and was President and Chief Executive Officer of Starbucks Corporation from 2000 to 2005. He joined Starbucks as Vice President and Chief Financial Officer in 1990, became President and Chief Operating Officer in 1994, and became a director of Starbucks in 1996. Prior to joining Starbucks, Mr. Smith spent a total of 14 years with Deloitte & Touche. Mr. Smith has been a director of Nike, Inc. since 2004 and served on the Board of Washington Mutual, Inc. from 2005 to March 2012. He also serves on the Board of Directors of Conservation International and the University of Washington Board of Regents. Mr. Smith has been a Director of the Company since 2006 and has served as independent Lead Director since 2012.

Mr. Smith contributes to the mix of experience and qualifications the Board seeks to maintain primarily through his experience at Starbucks, Deloitte & Touche, his other public company board experience and his service on not for profit boards. At Starbucks, Mr. Smith was first responsible for the financial function and then, as president, chief operating officer, chief executive officer and a member of the board of directors, for all aspects of managing and leading Starbucks' business offering branded products and services worldwide. Through his service on the board of Conservation International, Mr. Smith has experience with a range of environmental and sustainability issues. As a result of this experience, Mr. Smith brings to our Board practical knowledge of management and leadership of complex worldwide consumer products businesses, expertise in financial matters and insights into international labor standards, environmental, sustainability and other corporate responsibility issues.

Ratification of Appointment of Independent Registered Public Accountants

The Audit Committee of the Board has concluded that the continued retention of PricewaterhouseCoopers is in the best interests of the Company and its shareholders and appointed PricewaterhouseCoopers LLP as the Company's independent registered public accountants for the fiscal year ending October 3, 2015. Services provided to the Company and its subsidiaries by PricewaterhouseCoopers LLP in fiscal 2014 are described under "*Audit-Related Matters — Auditor Fees and Services*," above. PricewaterhouseCoopers has been the Company's external auditor continuously since 1938. The Audit Committee evaluates the independent registered public accountant's qualifications, performance, audit plan and independence each year. In addition to assuring the regular rotation of the lead audit partner every five years as required by SEC rules, one or more members of the Audit Committee also meets with candidates for the lead audit partner and the committee discusses the appointment before rotation occurs.

We are asking our shareholders to ratify the selection of PricewaterhouseCoopers LLP as our independent registered public accountants. Although ratification is not required by our Bylaws or otherwise, the Board is submitting the selection of PricewaterhouseCoopers LLP to our shareholders for ratification as a matter of good corporate practice.

Representatives of PricewaterhouseCoopers LLP will be present at the annual meeting to respond to appropriate questions and to make such statements as they may desire.

The affirmative vote of the holders of a majority of shares represented in person or by proxy and entitled to vote on this item will be required for approval. Abstentions will be counted as represented and entitled to vote and will therefore have the effect of a negative vote.

The Board recommends that shareholders vote "FOR" ratification of the appointment of PricewaterhouseCoopers LLP as the Company's independent registered public accountants for fiscal 2015.

In the event shareholders do not ratify the appointment, the appointment will be reconsidered by the Audit Committee and the Board. Even if the selection is ratified, the Audit Committee in its discretion may select a different registered public accounting firm at any time during the year if it determines that such a change would be in the best interests of the Company and our shareholders.

Continues on next page ►

Advisory Vote on Executive Compensation

As we do each year, and as required by Section 14A of the Securities Exchange Act, we are seeking advisory shareholder approval of the compensation of named executive officers as disclosed in the section of this proxy statement titled “Executive Compensation.” Shareholders are being asked to vote on the following advisory resolution:

Resolved, that the shareholders advise that they approve the compensation of the Company’s named executive officers, as disclosed pursuant to the compensation disclosure rules of the Securities and Exchange Commission (which disclosure shall include the Compensation Discussion and Analysis, the compensation tables, and any related material).

The compensation of our executive officers is based on a design that aims to align pay with both the attainment of annual operational and financial goals, which the Compensation Committee establishes, and sustained long-term value creation. The design of our compensation program is detailed in the *Compensation Discussion and*

Analysis section of this proxy statement, and the decisions made by the Compensation Committee under that program for fiscal 2014 are summarized in the *Proxy Statement Summary* beginning on page 1 and described in detail in *Compensation Discussion and Analysis* beginning on page 19. Shareholders should read these sections before deciding how to vote on this proposal.

Although the vote is non-binding, the Board of Directors and the Compensation Committee will review the voting results in connection with their ongoing evaluation of the Company’s compensation program. Broker non-votes (as described under “*Information About Voting and the Meeting — Voting*”) are not entitled to vote on this proposal and will not be counted in evaluating the results of the vote.

The Board of Directors recommends a vote FOR advisory approval of the resolution set forth above.

Shareholder Proposals

The Company has been notified that two shareholders of the Company intend to present proposals for consideration at the annual meeting. The shareholders making these proposals have presented the proposals and supporting statements set forth below, and we are presenting the proposals and the supporting statements as they were submitted to us. While we take issue with certain of the statements contained in the proposals and the supporting statements, we have limited our response to the most important points and have not attempted to address all the statements with which we disagree. The address and stock ownership of the proponents will be furnished by the Company’s Secretary to any person, orally or in writing as requested, promptly upon receipt of any oral or written request.

The affirmative vote of the holders of a majority of shares represented in person or by proxy and entitled to vote on the proposal will be required for approval of the proposals. Abstentions will be counted as represented and entitled to vote and will have the effect of a negative vote on the proposals. Broker non-votes (as described under “*Information About Voting and the Meeting — Voting*”) will not be considered entitled to vote on these proposals and will not be counted in determining the number of shares necessary for approval of the proposal. The shareholder proposals will be voted on at the annual meeting only if properly presented by or on behalf of the proponents.

Proposal 1 – “Independent Board Chairman”

James McRitchie has notified the Company that he intends to present the following proposal for consideration at the annual meeting:

Proposal 1 — Independent Board Chairman

Resolved: Shareholders request that our Board of Directors adopt a policy, and amend other governing documents as necessary, to require the Chair of the

Board of Directors to be an independent member of the Board. This independence requirement shall apply prospectively, with the next CEO, so as not to violate any contractual obligation at the time this resolution is adopted. Compliance with this policy is waived if no independent director is available and willing to serve as Chair. The policy should also specify how to select a new independent chairman if a current chairman ceases to be independent between annual shareholder meetings.

Supporting Statement: When our CEO is also our board chairman, this arrangement can hinder our board's ability to monitor our CEO's performance. Many companies already have an independent Chairman. An independent Chairman is the prevailing practice in the United Kingdom and many international markets.

A 2012 report by GMIRatings, *The Costs of a Combined Chair/CEO* (available at http://origin.library.constantcontact.com/download/get/file/1102561686275-208/GMIRatings_CEOChairComp_062012.pdf), found that companies with a separate CEO and chair provide investors with five-year shareholder returns that are nearly 28% higher than those helmed by a party of one.

Although the study also found that companies with a combined CEO/Chair earned slightly more than those with separate positions over a one-year period, that is because a CEO, unopposed by an independent chairman, has more freedom to make decisions that immediately benefit the company and their own pay. However, those decisions are often at odds with a successful long-term model.

The study also found that corporations with combined CEO and chair roles are 86% more likely to register as "Aggressive" in GMI's Accounting and Governance Risk (AGR®) model.

Still, the biggest reason to split the roles is to bring more accountability and oversight to the CEO's job and to free the board to truly act as the CEO's boss.

Some argue a 'lead director' is enough. However, lead directors are not considered the equivalent of board chairmen by the board or shareowners, even when such directors are provided with comparable authorities.

The Council of Institutional Investors, whose members invest over \$3 trillion, clearly favors an independent chair in the following policy: "The board should be chaired by an independent director."

Evolution of the role of the board has created an array of significant duties, difficult to reconcile with the time required to manage the demands of a large company. According to a survey by the National Association of Corporate Directors, 72.8% of directors serving on boards with an independent chair opined that companies greatly benefit, while 6.7% stated they did

not. (See <http://web.law.columbia.edu/sites/default/files/microsites/millstein-center/2009%2030%20Chairing%20The%20Board%20final.pdf>)

According to a Spencer Stewart survey of board members, 64% agree or strongly agree that splitting the positions results in more independent thought by directors, while 60% affirm that it leads to more effective CEO evaluations. http://www.corpgov.deloitte.com/binary/com.epicentric.contentmanagement.servlet.ContentDeliveryServlet/USEng/Documents/Board%20Governance/What%20Directors%20Think%202014_CorporateBoardMember.pdf, page 21.)

Please vote to protect and enhance long-term shareholder value.

Independent Board Chairman – Proposal 1.

Board Recommendation

The Board recommends that you vote against this proposal because it seeks to replace the Company's balanced approach to Board leadership with an inflexible approach that does not permit the Board, regardless of circumstance, to exercise judgment about which arrangements would best serve the interests of shareholders.

The Company's *Corporate Governance Guidelines* provide:

The Chairman of the Board shall in the normal course be an independent director unless the Board concludes that, in light of the circumstances then present when any such decision is made, the best interests of shareholders would be otherwise better served.

Moreover, the Board is accountable to shareholders to explain its reasoning. If the Board concludes that interests of the shareholders would be better served by a non-independent chair under the then existing set of facts and circumstances, the *Guidelines* require the Board to disclose and explain its reasons for making that determination.

The *Guidelines* also fully meet the need for independent leadership when the chair is not independent by providing that, if the Board does determine to elect a Chair that is not an independent Director, the Board will designate one independent Director to serve as Lead

Continues on next page ►

Director. The *Guidelines* also spell out in detail the duties of the Lead Director, which include to:

- preside at all meetings of the Board of Directors at which the Chairman is not present, including executive sessions of non-management or independent directors;
- serve as liaison between the Chairman and the independent and non-management Directors;
- advise as to the scope, quality, quantity and timeliness of information sent to the Board of Directors;
- in collaboration with the Chief Executive Officer and Chairman and with input from other members of the Board develop and have final authority to approve meeting agendas for the Board of Directors;
- organize and lead the Board's evaluation of the Chief Executive Officer;
- be responsible for leading the Board's annual self-assessment;
- be available for consultation and direct communication upon the reasonable request of major shareholders; and

- provide advice with respect to the selection of Committee Chairs.

The Board believes that the current governance principles set out in the *Guidelines* strike the right balance to preserve Board discretion to exercise judgment to adopt those governance arrangements that would best advance the interests of shareholders. The proponent's inflexible requirement of an independent chair in *all* circumstances (except when no independent Director is available and willing to serve as Chair), in contrast, would require the Board to elect an independent chair even if it determined that such an arrangement would not best advance shareholder interest. Tying the hands of the Board in this manner defeats, rather than advances the goal of good governance.

Accordingly, the Board recommends that you vote AGAINST this proposal, and if the proposal is presented your proxy will be voted against this proposal unless you specify otherwise.

Proposal 2 – “Limit Accelerated Executive Pay”

William Steiner has notified the Company that he intends to present the following proposal for consideration at the annual meeting:

Proposal 2 — Limit Accelerated Executive Pay

Resolved: Shareholders ask our board of directors to adopt a policy that in the event of a change in control (as defined under any applicable employment agreement, equity incentive plan or other plan), there shall be no acceleration of vesting of any equity award granted to any senior executive, provided, however, that our board's Compensation Committee may provide in an applicable grant or purchase agreement that any unvested award will vest on a partial, *pro rata* basis up to the time of the senior executive's termination, with such qualifications for an award as the Committee may determine.

For purposes of this Policy, “equity award” means an award granted under an equity incentive plan as defined in Item 402 of the SEC's Regulation S-K, which addresses executive pay. This resolution shall be implemented as so not to affect any contractual rights in existence on the date this proposal is adopted.

The vesting of equity pay over a period of time is intended to promote long-term improvements in performance. The link between executive pay and long-term performance can be severed if such pay is made on an accelerated schedule.

An added incentive to vote for this proposal is our Company's clearly improvable executive pay practices as summarized in 2014:

GMI Ratings, an independent investment research firm, rated Disney F in executive pay. GMI said pay concerns include generous executive perks, mega-option grants, and insufficient long-term incentives tied to Disney's long-term sustainability. Robert Iger's 2013 total summary compensation also included performance-based restricted stock units (RSUs) valued at \$8 million, a mega-grant of 685,000 options valued at \$8 million, and nearly \$1 million in perks. Performance-based RSUs utilized TSR and EPS targets relative to the S&P 500 and pay out 100% for underperforming half of the company's peer group. GMI said this was pay for underperformance.

Unfortunately market-priced stock options may provide rewards due to a rising market alone, regardless of individual performance. Not included in Mr. Iger's total summary compensation were \$55 million from the exercise of 2 million options and \$16 million from the vesting of 330,000 stock awards, resulting in total realized pay of \$89 million.

Executive perks for Mr. Iger included \$332,000 in company-paid personal air travel and \$584,000 for security expenses. GMI said that because such payments are not directly linked to company performance, they are difficult to justify in terms of

shareholder benefit. Finally, Mr. Iger was entitled to a potential payment of \$87 million in the event of termination “for good reason.” 42% of vote was against the executive pay package at the Disney 2013 annual meeting.

Please vote to protect shareholder value:

Limit Accelerated Executive Pay — Proposal 2

Board Recommendation

The Board recommends that you vote against this proposal because it would create a misalignment of management and shareholder interests in the context of a change in control. The Board believes that the current structure of equity awards, which calls for acceleration only if there is *both* a change in control and termination of the executive, appropriately aligns the interests of executives and shareholders by providing incentives to pursue value-creating transactions and should be retained. Moreover, the proposal would position the Company outside the corporate mainstream on this issue, putting the Company at a competitive disadvantage in competing for executive talent. The Board notes that this proposal was presented at the 2014 Annual Meeting and received only 24% support from the shares eligible to vote on the proposal. In addition, shareholders supported the Company’s pay practices with an 80% favorable vote on the advisory vote on executive compensation in 2014.

The current structure of equity awards appropriately aligns the interests of executives and shareholders and should not be changed

The Company’s Amended and Restated 2011 Stock Incentive Plan (the 2011 Plan) provides for acceleration of equity awards following a change in control in limited circumstances. Awards are accelerated only if, within 12 months of the change in control:

- a participant’s employment is terminated by the Company for a reason other than death, disability or cause, or
- the participant terminates his or her employment within 60 days of specified events such as a reduction in position or compensation or a request that the participant relocate by more than 50 miles.

The Board believes that acceleration of awards in these circumstances correctly aligns the interests of participants with the interests of shareholders in the context of a change in control. A change in control creates uncertainty surrounding the plans of new ownership and whether, through loss of employment, employees will forfeit their ability to realize value from invested equity

awards. The risk of that loss creates an undesirable set of disincentives for the employees in connection with the consideration, negotiation and implementation of a transaction that would lead to a change-in-control. The current plan eliminates that disincentive by providing for acceleration in the event of termination of employment, and hence maintains a proper alignment with the interests of shareholders.

The current structure aligns with shareholder interest for a second reason: participants who fear that they will lose all or a portion of their awards would have less incentive to remain with the Company if a change in control is imminent. The prospect of losing valued Company employees in connection with a change in control could reduce the value of the Company to an acquirer and could thus reduce the amount current shareholders would realize in the transaction. By assuring participants that they will realize the full value of their equity awards if their employment is terminated following a change in control, the current acceleration provisions maintain the proper alignment of the interests of participants and shareholders.

The alignment of our change-in-control acceleration provisions with stockholder interests is evidenced by the 73% approval of the 2011 Plan when it was presented to shareholders in 2011 and the 83% approval of an amendment of the 2011 Plan in 2012.

The Company’s Current Practice is Consistent With That of its Peers

The acceleration of vesting upon a change in control is standard practice among public companies generally and in particular within our industry. According to a recent study of 160 public companies drawn from the S&P 500, over 90% of the companies provided for accelerated vesting of equity awards upon either a change in control, a change in control followed by termination or a change in control that does not include replacement awards that are equivalent to the outstanding equity awards. (“2014 Study of Executive Change-in-Control Arrangements” by Meridian Compensation Partners LLC.) Among our general industry peers, over 65% accelerate all options and restricted stock units (and over 55% accelerate all performance-based restricted stock units) in connection with a change in control termination. In contrast, the pro-rata vesting requested by the proposal was not even mentioned in the recent study except in connection with performance awards, where the use of pro-rata vesting dropped from 40% to 31% between 2010 and 2013. The use of pro-rata vesting is found at only three of our 24 general industry peers.

Continues on next page ►



The Proposal Places the Company at a Disadvantage in Securing Talent

Adoption of pro-rata vesting would not only cause a misalignment of interests, it would also put the Company at a competitive disadvantage in securing talent as it would erode the value to participants of their equity compensation relative to the practices of many competing potential employers. With pro-rata vesting, a portion of each equity award would be at risk of forfeiture in the event of a change in control. Participants would thus face a risk of loss that would make each award less valuable. Because the Committee strongly believes that the structure of our equity compensation should be consistent across all participants, the proposed change would reduce the value of equity compensation for all of the over 6,000 participants in the plan. This would create two undesirable options for the Company:

either commit to incur the considerable cost of compensating each of these participants for the loss of value in their awards, or forgo doing so but at the risk of losing valuable employees to competitors. On the other hand, the costs of acceleration on a change-in-control that the proposal seeks to avoid, would be incurred only if there is actually a change in control and only for those employees who actually are terminated. The proposal therefore places the Company at a competitive disadvantage with respect to many employees in order to save costs that are only speculative at best and may only be incurred with respect to a relative few.

For the reasons set forth above, the Board recommends that you vote AGAINST this proposal, and if the proposal is presented your proxy will be voted against this proposal unless you specify otherwise.

Other Matters

Management is not aware of any other matters that will be presented at the Annual Meeting, and Company Bylaws do not allow proposals to be presented at the meeting unless they were properly presented to the Company prior to December 18, 2014. However, if any

other question that requires a vote is properly presented at the meeting, the proxy holders will vote as recommended by the Board or, if no recommendation is given, in their own discretion.



Information About Voting and the Meeting

Shares Outstanding

Shareholders owning Disney common stock at the close of business on January 12, 2015, (the record date) may vote at the 2015 Annual Meeting and any postponements or adjournments of the meeting. On that

date, 1,694,975,006 shares of common stock were outstanding. Each share is entitled to one vote on each matter considered at the meeting.

Voting

How to Vote. Shareholders have a choice of voting over the Internet, by telephone or by using a traditional proxy card.

- To vote by Internet, go to www.ProxyVote.com and follow the instructions there. You will need the 16 digit number included on your proxy card, voter instruction form or notice.
- To vote by telephone, registered shareholders should dial 1-800-690-6903 and follow the instructions. Beneficial holders should dial the phone number listed on your voter instruction form. You will need the 16 digit number included on your proxy card, voter instruction form or notice.
- If you received a notice and wish to vote by traditional proxy card, you can receive a full set of materials at no charge through one of the following methods:
 - 1) by internet: www.ProxyVote.com
 - 2) by Phone: 1-800-690-6903
 - 3) by email: sendmaterial@proxyvote.com (your email should contain the 16 digit number in the subject line).

Deadline for Voting. The deadline for voting by telephone or electronically is 11:59 p.m., Eastern Time, on March 11, 2015. If you are a registered shareholder and attend the meeting, you may deliver your completed proxy card in person. "Street name" shareholders who wish to vote at the meeting will need to obtain a proxy form from the institution that holds their shares.

Proxies Submitted but not Voted. If you properly sign and return your proxy card or complete your proxy via the telephone or Internet, your shares will be voted as you direct. If you sign and return your proxy but do not specify how you want your shares voted, they will be voted FOR the election of all nominees for Director as set forth under "Election of Directors," FOR the


ratification of the appointment of the independent registered public accountants, FOR the advisory vote on executive compensation, and AGAINST each of the shareholder proposals.

Revocation of Proxies. You may revoke your proxy and change your vote at any time before the close of balloting at the Annual Meeting by submitting a written notice to the Secretary, by submitting a later dated and properly executed proxy (including by means of a telephone or Internet vote) or by voting in person at the Annual Meeting.

Confirmation of Voting. From February 26, 2015 through May 12, 2015, you may confirm your vote beginning twenty-four hours after your vote is received, whether it was cast by proxy card, electronically or telephonically. To obtain vote confirmation, log onto www.proxyvote.com using the 16 digit number (located on your notice or proxy card). If you hold your shares through a bank or brokerage account, the ability to confirm your vote may be affected by the rules of your bank or broker and the confirmation will not confirm whether your bank or broker allocated the correct number of shares to you.

Plan Participants. If you participate in the Disney Savings and Investment Plan or the Disney Hourly Savings and Investment Plan, you may give voting instructions as to the number of shares of common stock you hold in the plan as of the record date. You may provide voting instructions to Fidelity Management Trust Company by voting online or by completing and returning a proxy card if you received one. If you hold shares other than through these plans and you vote electronically, voting instructions you give with respect to your other shares will be applied to Disney stock credited to your accounts in a savings and investment plan unless you request a separate control number with respect to each account. To receive separate control numbers, please call 1-855-449-0994.

Continues on next page ►



The trustee will vote your shares in accordance with your duly executed instructions received by March 9, 2015. If you do not send instructions, an independent fiduciary has been selected to determine how to vote all shares for which the trustee does not receive valid and timely instructions from participants. You may revoke previously given voting instructions by March 9, 2015, by either revising your instructions on line or by submitting to the trustee either a written notice of revocation or a properly completed and signed proxy card bearing a later date. Your voting instructions will be kept confidential by the trustee.

Broker Voting. Under New York Stock Exchange Rules, the proposal to approve the appointment of independent auditors is considered a “discretionary” item. This means that brokerage firms may vote in their discretion on this matter on behalf of clients who have not furnished voting instructions at least 10 days before the

date of the meeting. In contrast, the election of Directors, the advisory vote on executive compensation, and the shareholder proposals are “non-discretionary” items. This means brokerage firms that have not received voting instructions from their clients on these proposals may not vote on them. These so-called “broker non-votes” will be included in the calculation of the number of votes considered to be present at the meeting for purposes of determining a quorum, but will not be considered in determining the number of votes necessary for approval and will have no effect on the outcome of the vote for Directors, the advisory vote on executive compensation, and the shareholder proposals.

Results of Voting. We will post preliminary results of voting at the meeting on our Investor Relations website promptly after the meeting and file results with the Securities and Exchange Commission as required by applicable rules.

Attendance at the Meeting

If you plan to attend the meeting, you must be a holder of Company shares as of the Record Date of January 12, 2015, and obtain an admission ticket in advance. Tickets will be available to registered and beneficial owners and to one guest accompanying each registered or beneficial owner. You can print your own tickets and you must bring them to the meeting to gain access. Tickets can be printed by accessing Shareholder Meeting Registration at www.proxyvote.com and following the instructions provided (you will need the 16 digit number included on your proxy card, voter instruction form or notice).

If you are unable to print your tickets, please call Broadridge at 1-855-449-0994 for assistance.

Requests for admission tickets will be processed in the order in which they are received and must be requested no later than March 5, 2015. Please note that seating is limited and requests for tickets will be accepted on a first-come, first-served basis.

On the day of the meeting, each shareholder will be required to present a valid picture identification such as a driver’s license or passport with their admission ticket and you may be denied admission if you do not. Seating will begin at 9:00 a.m. and the meeting will begin at 10:00 a.m. Cameras (including cell phones with photographic capabilities), recording devices and other electronic devices will not be permitted at the meeting. You will be required to enter through a security check point before being granted access to the meeting.

You can obtain directions to the meeting by visiting www.disney.com/annualmeeting2015 or by calling Broadridge at 1-855-449-0994.



Other Information

Stock Ownership

Based on a review of filings with the Securities and Exchange Commission and review of shareholders of record, the Company has determined that the following person holds more than 5% of the outstanding shares of Disney common stock.

Name and Address of Beneficial Owner	Shares	Percent of Class
Laurene Powell Jobs Trust* c/o Howson & Simon LLP 101 Ygnacio Valley Road Walnut Creek, CA 94596	130,181,925	7.7%

* Shares are held in trusts for the benefit of the sole trustee of the beneficial owner and family members of the sole trustee of the beneficial owner.

The following table shows the amount of Disney common stock beneficially owned (unless otherwise indicated) by our current Directors, nominees and named executive officers and by Directors, nominees and executive officers as a group. Except as otherwise indicated, all information is as of January 12, 2015.

Name	Shares ^{1,2}	Stock Units ³	Shares Acquirable Within 60 Days ⁴	Percent of Class
Susan E. Arnold	19,263	10,157	22,503	*
Alan N. Braverman	228,389	—	353,098	*
John S. Chen	30,507	18,521	34,503	*
Jack Dorsey	652	2,070	—	*
Robert A. Iger	1,342,414	—	2,239,727	*
Fred H. Langhammer	43,360	17,956	20,733	*
Aylwin B. Lewis	29,821	20,963	40,503	*
Monica C. Lozano	29,595	25,604	40,503	*
Robert W. Matschullat	25,260	35,766	34,503	*
Kevin A. Mayer	17,067	—	138,220	*
M. Jayne Parker	14,094	—	197,293	*
James A. Rasulo	191,061	—	654,833	*
Sheryl Sandberg	11,853	7,277	—	*
Orin C. Smith	23,908	3,662	34,503	*
All Directors and executive officers as a group (15 persons)	2,103,684	141,976	4,018,281	*

* Less than 1% of outstanding shares.

¹ The number of shares shown includes shares that are individually or jointly owned, as well as shares over which the individual has either sole or shared investment or voting authority. Some Directors and executive officers disclaim beneficial ownership of some of the shares included in the table, as indicated below:

- Mr. Chen — 1,377 shares held for the benefit of children;
- Mr. Iger — 64,356 shares held in trusts and by spouse;
- Ms. Lozano — 57 shares held for the benefit of a child; and
- Mr. Mayer — 65 shares held for the benefit of members of his family.

All Directors and executive officers as a group disclaim beneficial ownership of a total of 65,855 shares.

² For executive officers, the number of shares listed includes interests in shares held in Company savings and investment plans as of January 12, 2015:

Mr. Iger — 19,176 shares; Mr. Rasulo — 23,791 shares; Mr. Braverman — 10,637 shares; Ms. Parker — 13,107 shares; and all executive officers as a group — 70,172 shares.

³ Reflects the number of stock units credited as of January 12, 2015 to the account of each non-employee Director participating in the Company's Amended and Restated 1997 Non-Employee Directors Stock and Deferred Compensation Plan. These units are payable solely in shares of Company common stock as described under "Director Compensation," but do not have current voting or investment power. Excludes unvested restricted stock units awarded to executives under the Company's Amended and Restated 2002 Executive Performance Plan that vest on a performance basis and other restricted stock units awarded to executives that have not vested under their vesting schedules.

⁴ Reflects the number of shares that could be purchased by exercise of options exercisable at January 12, 2015, or within 60 days thereafter under the Company's stock option plans and the number of shares underlying restricted stock units that are not subject to outstanding performance conditions and vest within 60 days of January 12, 2015. The number of performance units vesting depends on the level at which performance tests are satisfied and the amount shown reflects the maximum number of units that could vest.

Continues on next page ►

Section 16(a) Beneficial Ownership Reporting Compliance

Based upon a review of filings with the Securities and Exchange Commission and written representations that no other reports were required, we believe that all of

our Directors and executive officers complied during fiscal 2014 with the reporting requirements of Section 16(a) of the Securities Exchange Act of 1934.

Electronic Availability of Proxy Statement and Annual Report

As permitted by Securities and Exchange Commission rules, we are making this proxy statement and our annual report available to shareholders electronically via the Internet on the Company's website at www.disney.com/investors. On January 16, 2015, we began mailing to our shareholders a notice containing instructions on how to access this proxy statement and our annual report and how to vote online. If you received that notice, you will not receive a printed copy of the proxy materials unless you request it by following the instructions for requesting such materials contained on the notice or set forth in the following paragraph.

If you received a paper copy of this proxy statement by mail and you wish to receive a notice of availability of next year's proxy statement either in paper form or electronically via e-mail, you can elect to receive a paper notice of availability by mail or an e-mail message that will provide a link to these documents on

our website. By opting to receive the notice of availability and accessing your proxy materials online, you will save the Company the cost of producing and mailing documents to you, reduce the amount of mail you receive and help preserve environmental resources. Registered shareholders may elect to receive electronic proxy and annual report access or a paper notice of availability for future annual meetings by registering online at www.disneyshareholder.com. If you received electronic or paper notice of availability of these proxy materials and wish to receive paper delivery of a full set of future proxy materials, you may do so at www.proxyvote.com. Beneficial or "street name" shareholders who wish to elect one of these options may also do so at <http://thewaltdisneycompany.com/investors/financial-information/electronic-delivery>. In either case, you will need the 16 digit number included on your voter instruction form or notice.

Mailings to Multiple Shareholders at the Same Address

The Company is required to provide an annual report and proxy statement or notice of availability of these materials to all shareholders of record. If you have more than one account in your name or at the same address as other shareholders, the Company or your broker may discontinue mailings of multiple copies. If you wish to receive separate mailings for multiple accounts at the same address, you should mark the box labeled "No" next to "Householding Election" on your proxy card. If you are voting by telephone or the Internet and you wish to receive multiple copies, you may notify us at the address and phone number at the end of the following paragraph if you are a shareholder of record or notify your broker if you hold through a broker.

Once you have received notice from your broker or us that they or we will discontinue sending multiple copies

to the same address, you will receive only one copy until you are notified otherwise or until you revoke your consent. If you received only one copy of this proxy statement and the annual report or notice of availability of these materials and wish to receive a separate copy for each shareholder at your household, or if, at any time, you wish to resume receiving separate proxy statements or annual reports or notices of availability, or if you are receiving multiple statements and reports and wish to receive only one, please notify your broker if your shares are held in a brokerage account or us if you hold registered shares. You can notify us by sending a written request to The Walt Disney Company, c/o Broadridge Householding Department, 51 Mercedes Way, Edgewood, NY 11717 or by calling Broadridge at 1-800-542-1061, and we will promptly deliver additional materials as requested.

Proxy Solicitation Costs

The proxies being solicited hereby are being solicited by the Board of Directors of the Company. The cost of soliciting proxies in the enclosed form will be borne by the Company. We have retained D.F. King & Co., 48 Wall Street, New York, New York 10005, to aid in the solicitation. For these and related advisory services, we will pay D.F. King a fee of \$35,000 and reimburse them for certain out-of-pocket disbursements and expenses.

Officers and regular employees of the Company may, but without compensation other than their regular compensation, solicit proxies by further mailing or personal conversations, or by telephone, facsimile or electronic means. We will, upon request, reimburse brokerage firms and others for their reasonable expenses in forwarding solicitation material to the beneficial owners of stock.

A

Annex A - Reconciliation of Non-GAAP Measures

This proxy statement includes aggregate segment operating income and earnings per share excluding certain items affecting comparability, which are important financial measures for the Company but are not financial measures defined by Generally Accepted Accounting Principles (GAAP). These measures should be reviewed in conjunction with the relevant GAAP financial measures and are not presented as an alternative measure of net income or earnings per share as determined in accordance with GAAP. Aggregate segment operating income and earnings per share excluding certain items affecting comparability as we have calculated them may not be comparable to similarly titled measures reported by other companies.

The Company evaluates the performance of its operating segments based on segment operating income, and management uses aggregate segment operating income as a measure of the performance of operating businesses separate from non-operating factors. The Company believes that information about aggregate segment operating income assists investors by allowing them to evaluate changes in the operating results of the Company's portfolio of businesses separate from non-operational factors that affect net income, thus providing separate insight into both operations and the other factors that affect reported results. A reconciliation of segment operating income to net income is as follows (dollars in millions):

	Year Ended		
	9/27/2014	9/28/2013	9/29/2012
Segment operating income	\$13,005	\$10,724	\$9,964
Corporate & unallocated shared expenses	(611)	(531)	(474)
Restructuring and impairment charges	(140)	(214)	(100)
Other income/(expense), net	(31)	(69)	239
Net interest expense	23	(235)	(369)
Hulu equity redemption charge ¹	—	(55)	—
Income before income taxes	\$12,246	\$9,620	\$9,260
Income taxes	(4,242)	(2,984)	(3,087)
Net income	\$8,004	\$6,636	\$6,173
Net income attributable to noncontrolling interests	(503)	(500)	(491)
Net income attributable to Disney	\$7,501	\$6,136	\$5,682

¹ Our share of expense associated with an equity redemption at Hulu LLC (see footnote 3 to the Company's Audited Financial Statements for fiscal 2013)

The Company uses earnings per share excluding certain items affecting comparability to evaluate the performance of the Company's operations exclusive of certain items that impact the comparability of results from period to period. The Company believes that information about earnings per share exclusive of these impacts is useful to investors, particularly where the impact of the excluded items is significant in relation to reported earnings, because the measure allows for comparability between periods of the operating performance of the Company's business and allows investors to evaluate the impact of these items separately from the impact of the operations of the business.

A reconciliation of earnings per share to earnings per share excluding certain items affecting comparability is as follows:

	Year Ended		
	9/27/2014	9/28/2013	9/29/2012
Diluted EPS as reported	\$4.26	\$3.38	\$3.13
Exclude:			
Favorable tax adjustments related to pre-tax earnings in prior years	—	(0.06)	—
Tax benefit from prior-year foreign earnings indefinitely reinvested outside the United States	—	(0.06)	—
Restructuring and impairment charges ¹	0.05	0.07	0.03
Other income/(expense), net ²	0.01	0.03	(0.09)
Hulu equity redemption charge	—	0.02	—
Diluted EPS excluding certain items affecting comparability ³	\$4.32	\$3.39	\$3.07

¹ See footnote 17 to the Company's Audited Financial Statements for fiscal 2014

² Fiscal 2014 includes a loss from Venezuelan foreign currency translation (\$143 million pre-tax and before noncontrolling interest), partially offset by a gain on the sale of property (\$77 million pre-tax) and income related to a portion of a settlement of an affiliate contract dispute (\$29 million pre-tax). Fiscal 2013 includes a charge related to the Celador litigation (\$321 million pre-tax), partially offset by gains on the sale of our 50% interest in ESPN STAR Sports and various businesses (\$252 million pre-tax and before noncontrolling interest). Fiscal 2012 includes a non-cash gain recorded in connection with the acquisition of a controlling interest in UTV Software Communications Limited (\$184 million pre-tax) and the recovery of a receivable from Lehman Brothers that was written off in 2008 as a result of the Lehman bankruptcy (\$79 million pre-tax), partially offset by a net charge related to the refinancing of Disneyland Paris borrowings (\$24 million pre-tax).

³ May not equal to the sum of rows due to rounding



© Disney

